

Driver \_\_\_\_\_

Track / City \_\_\_\_\_

Event \_\_\_\_\_ Date \_\_\_\_ / \_\_\_\_ / \_\_\_\_

### Conditions

☐ High traction  
☐ Clay

☐ Smooth  
☐ Sandy  
☐ Wet

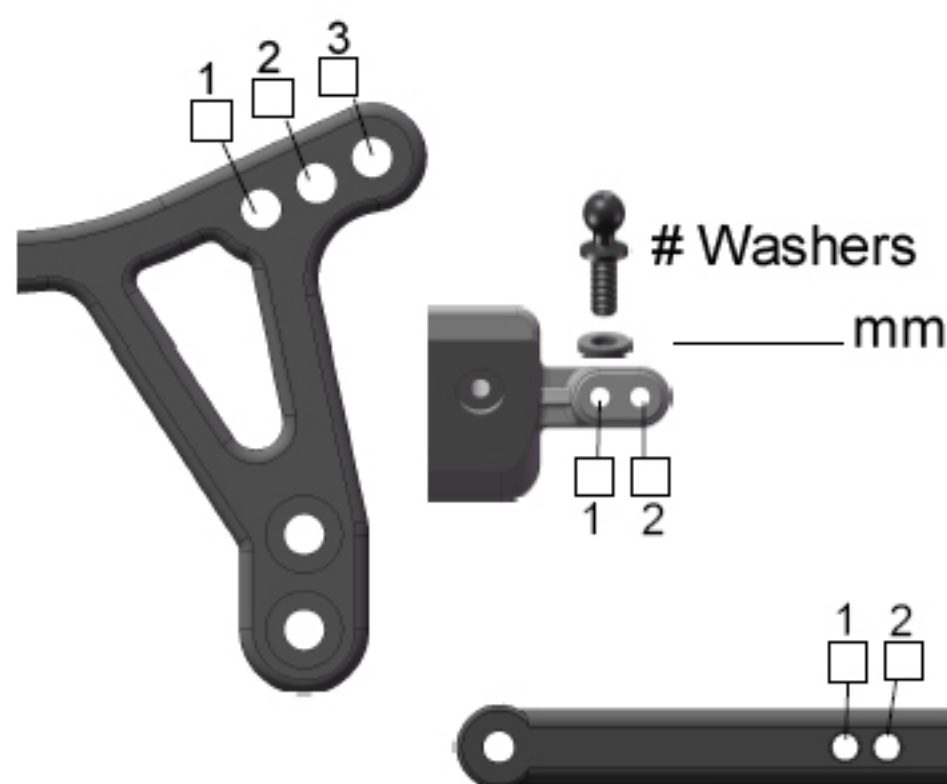
☐ Bumpy  
☐ Soft dirt  
☐ Dry

☐ Low traction  
☐ Grass  
☐ Dusty

☐ Med traction  
☐ Hard soil  
☐ Other

### Front Suspension

#### Shock Mounting&Camber link

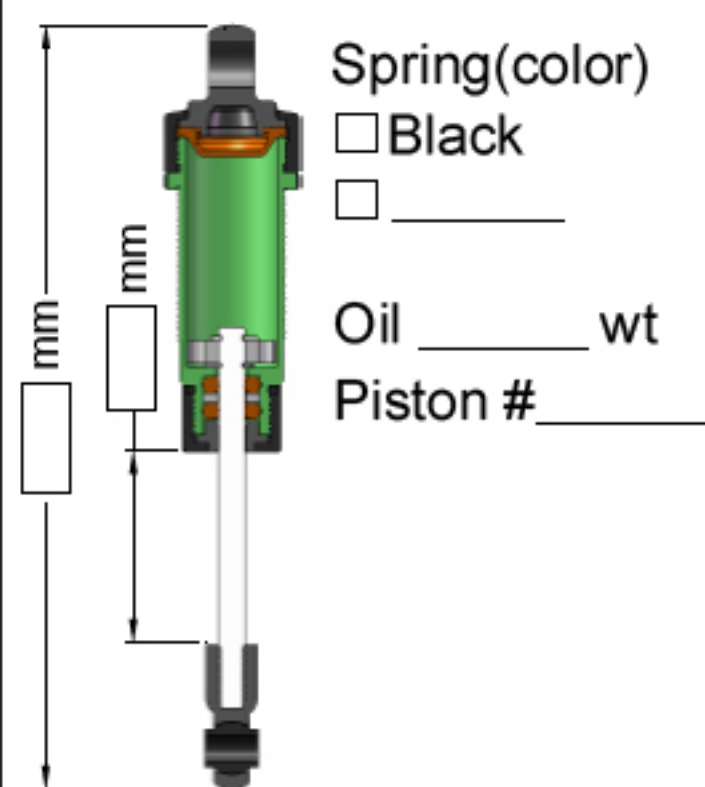


Ride height \_\_\_\_\_

Toe-in (+)/Out (-) \_\_\_\_\_°  
Bump Steep Spacer \_\_\_\_\_

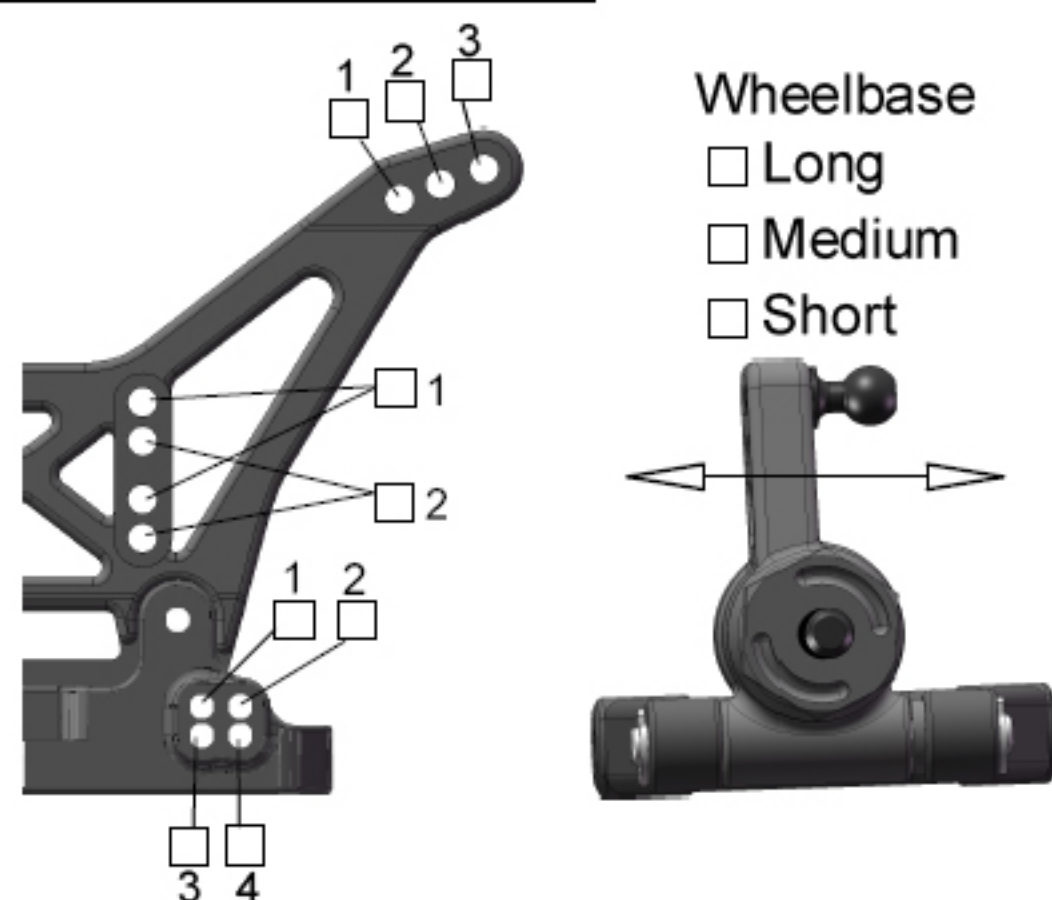


### Front Shocks



### Rear Suspension

#### Shock Mounting&Camber link



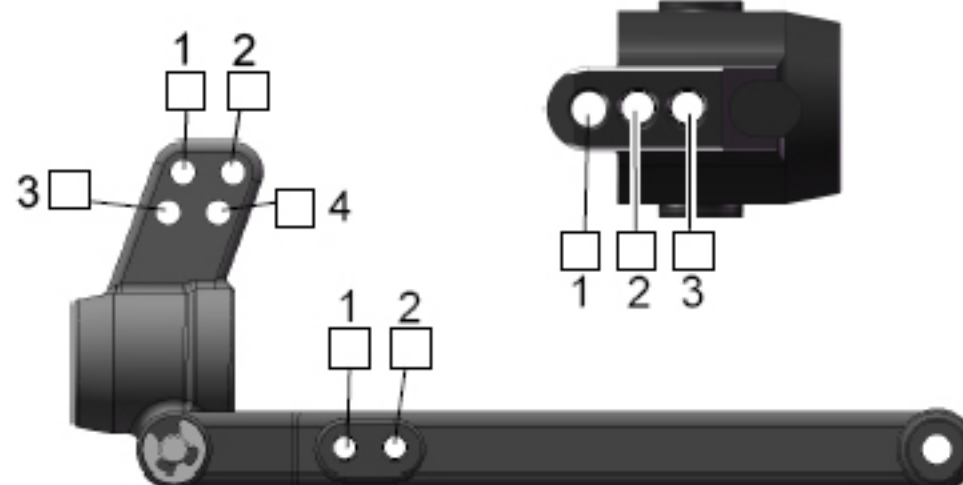
Ride height \_\_\_\_\_

Wheelbase  
☐ Long  
☐ Medium  
☐ Short

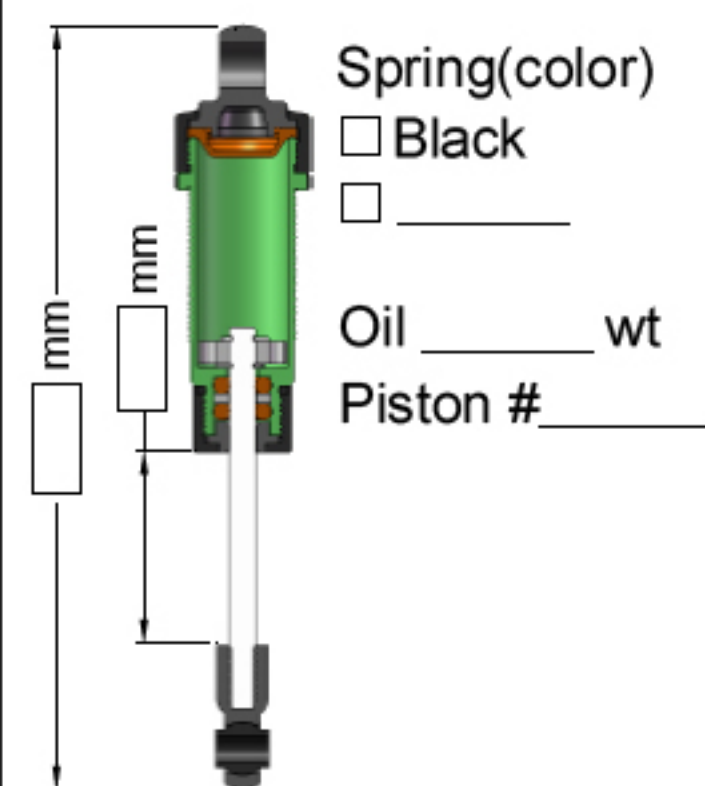
Camber \_\_\_\_\_°  
Normal

Aluminum(Opt)

# Washers  
\_\_\_\_\_ mm



### Rear Shocks



### Front Tires&Wheels

Front Tires \_\_\_\_\_

Inserts \_\_\_\_\_ Wheels \_\_\_\_\_

### Rear Tires&Wheels

Rear Tires \_\_\_\_\_

Inserts \_\_\_\_\_ Wheels \_\_\_\_\_

### Batteries

Servo \_\_\_\_\_

Esc \_\_\_\_\_

Batteries \_\_\_\_\_

### Motor

Motor \_\_\_\_\_

Pinion/Spur \_\_\_\_\_ / \_\_\_\_\_

### Other

Wing \_\_\_\_\_

Wing Angle ☐ 4° ☐ 10°

### Comments

Notes \_\_\_\_\_

\_\_\_\_\_

\_\_\_\_\_