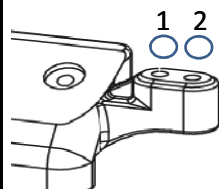
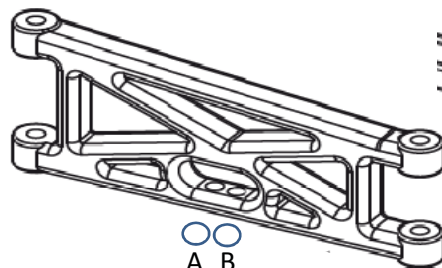
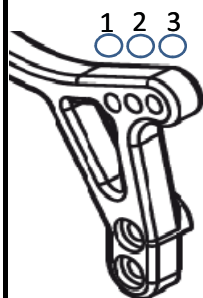


FRONT SUSPENSION



#Washers _____

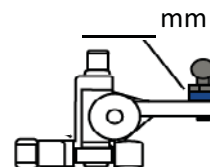
Ride Height _____ mm



Caster Block

☐ 25° ☐ Stock
☐ 30° ☐ Alum

Bumpsteer Spacer

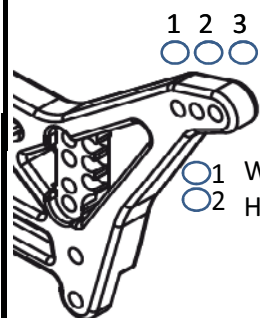


Camber _____ °

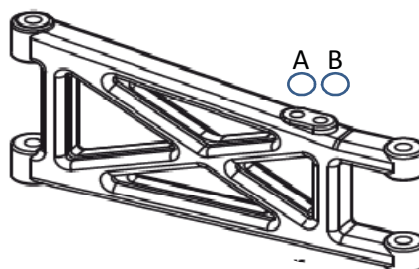
Toe In/Out _____ °

Comments: _____

REAR SUSPENSION

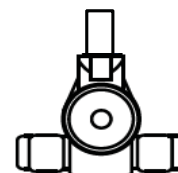


Wing Height
1 ☐ 2 ☐



Wheelbase

☐ Short
☐ Middle
☐ Long



Hub Toe

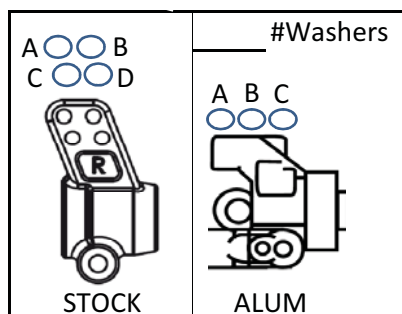
☐ 0° (Standard)
☐ 0.5° (Opt)

Camber _____ °

Anti-Squat _____ °

Sway Bar _____ mm

Ride Height _____ mm



Comments: _____

FRONT SHOCKS

PISTON# _____

SPRING _____
OIL _____ wt BRAND _____

LIMITERS _____

REAR SHOCKS

PISTON# _____

SPRING _____
OIL _____ wt BRAND _____

LIMITERS _____

SHOCK LENGTH

_____ mm _____ mm

FRONT REAR

FRONT TIRES & WHEELS

TIRES _____
INSERTS _____ WHEELS _____

REAR TIRES & WHEELS

TIRES _____
INSERTS _____ WHEELS _____

Traction Compound

BODY _____ CAR WEIGHT _____

WING _____ ANGLE: ☐ 4° ☐ 7° ☐ 10°

MOTOR _____

PINION/SPUR _____ / _____

BATTERY _____

PLACEMENT: ☐ FRONT ☐ REAR

TRACK CONDITIONS: _____

COMMENTS: _____