

Setup Sheet

X4TE

Driver _____

Track / City _____

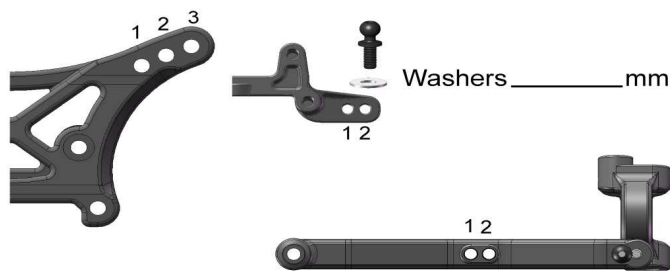
Event _____ Date ____ / ____ / ____

Conditions

- Smooth Bumpy Low traction Med traction High traction
 Sandy Soft dirt Grass Hard soil Clay Wet Dry Dusty Other

Front Suspension

Shock Mounting & Camber link




Ride height _____

Washers _____ mm

Toe-in (+)/Out (-) _____ °
Bump Steep Spacer _____

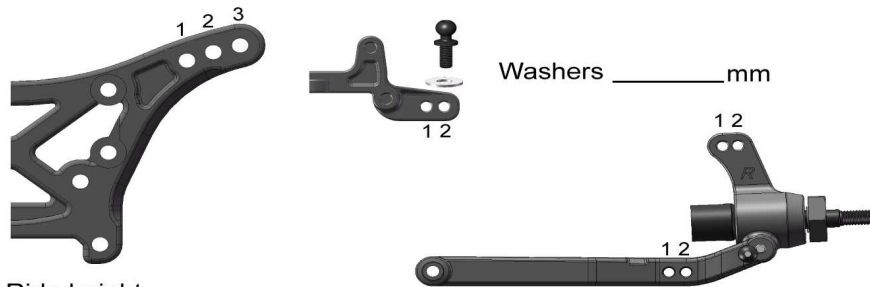


Caster
 10°
 13°



Rear Suspension

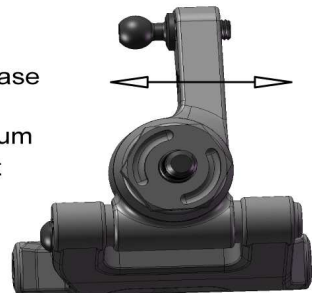
Shock Mounting & Camber link



Ride height _____

Washers _____ mm

Wheelbase
 Long
 Medium
 Short



Front Shocks

Oil _____ wt
 Spring (color) _____ Piston # _____
 Shaft unobtanium Std # Limiters _____

Front Tires & Wheels

Front Tires _____
 Inserts _____ Wheels _____

Rear Shocks

Oil _____ wt
 Spring (color) _____ Piston # _____
 Shaft unobtanium Std # Limiters _____

Rear Tires & Wheels

Rear Tires _____
 Inserts _____ Wheels _____

Radio/Batteries

Radio _____ Servo _____
 Esc _____
 Batteries _____

Motor

Motor & Wind _____
 Brushes _____
 Spring _____
 Pinion/Spur _____ / _____

Other

Body _____
 Wing _____
 Wing Angle 0° 3° -3°

Comments

Notes _____

