

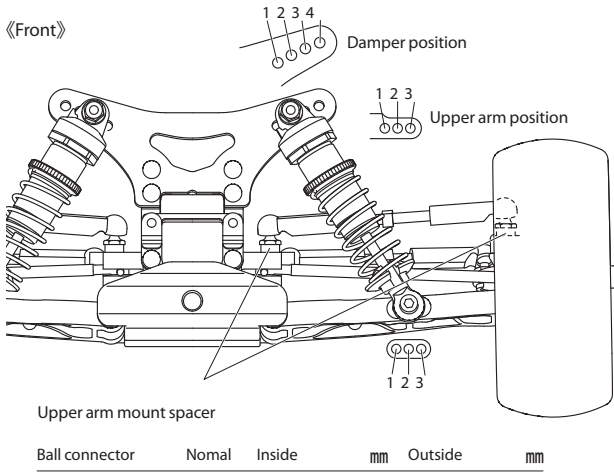


SETTING SHEET  
Ver 1.00

Date \_\_\_\_\_

Driver \_\_\_\_\_

Track \_\_\_\_\_ Track condition \_\_\_\_\_



Ground clearance \_\_\_\_\_ mm

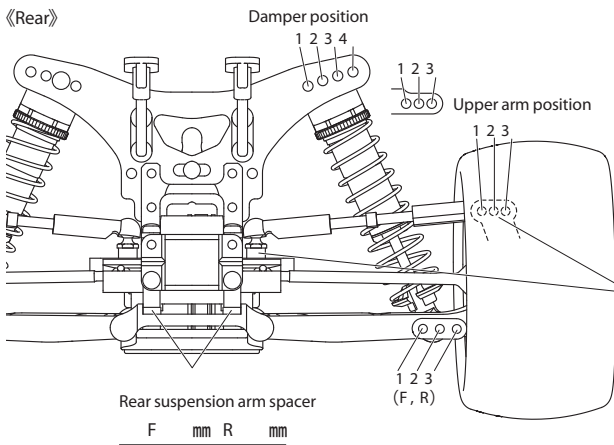
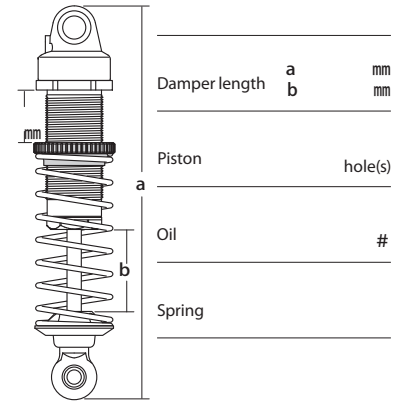
Camber angle \_\_\_\_\_ °

Toe angle \_\_\_\_\_ °

Front drive \_\_\_\_\_ Diff  
One-way

Pulley \_\_\_\_\_ T

Stabilizer \_\_\_\_\_



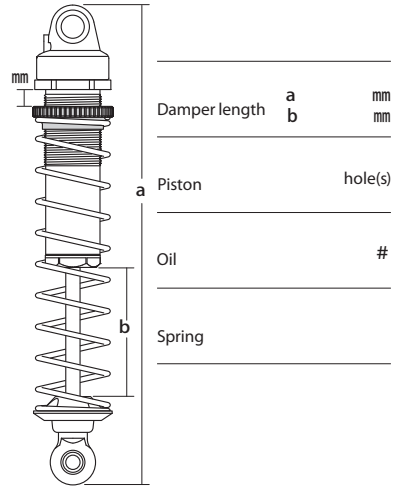
Ground clearance \_\_\_\_\_ mm

Camber angle \_\_\_\_\_ °

Stabilizer \_\_\_\_\_

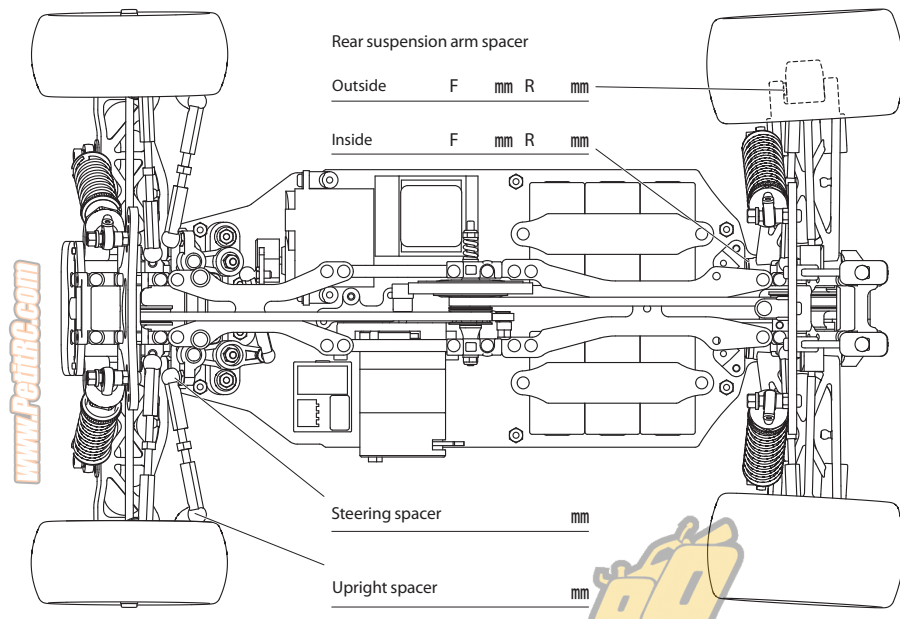
Upper arm mount spacer

Ball connector	Nomal		
Inside	mm	Outside	mm



«Front Tire» Type \_\_\_\_\_ Compound \_\_\_\_\_ Tire insert \_\_\_\_\_ Wheel \_\_\_\_\_ Air holes \_\_\_\_\_

«Rear Tire» Type \_\_\_\_\_ Compound \_\_\_\_\_ Tire insert \_\_\_\_\_ Wheel \_\_\_\_\_ Air holes \_\_\_\_\_



Motor \_\_\_\_\_

Spur gear \_\_\_\_\_ Pinion gear \_\_\_\_\_ T

Slipper clutch \_\_\_\_\_

Center one-way \_\_\_\_\_

Battery \_\_\_\_\_

Body \_\_\_\_\_

Wing \_\_\_\_\_

Wing-Lip \_\_\_\_\_

Comments \_\_\_\_\_