



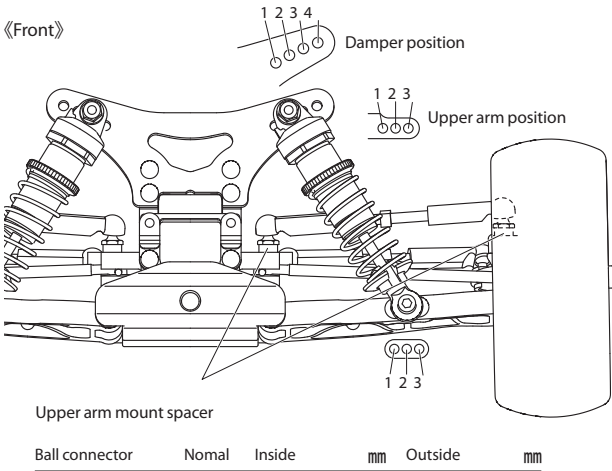
SETTING SHEET
Ver 1.00

Date _____

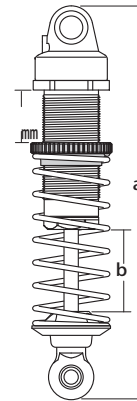
Driver _____

Track _____ Track condition _____

«Front»

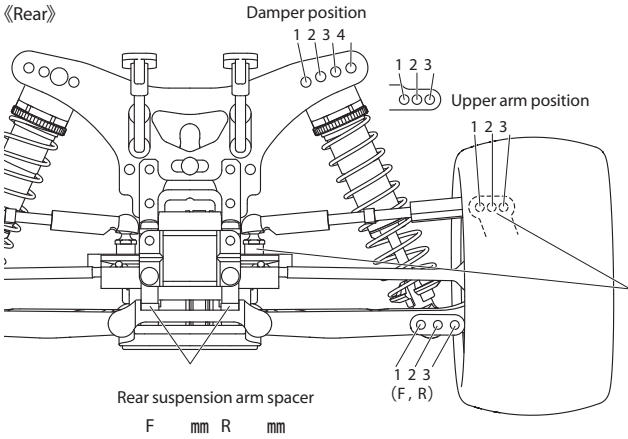


Ground clearance mm
Camber angle °
Toe angle °
Front drive Diff
 One-way
Pulley T

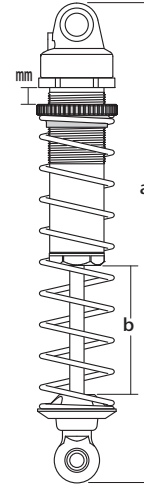


Damper length a mm
 b mm
Piston hole(s)
Oil #
Spring

«Rear»



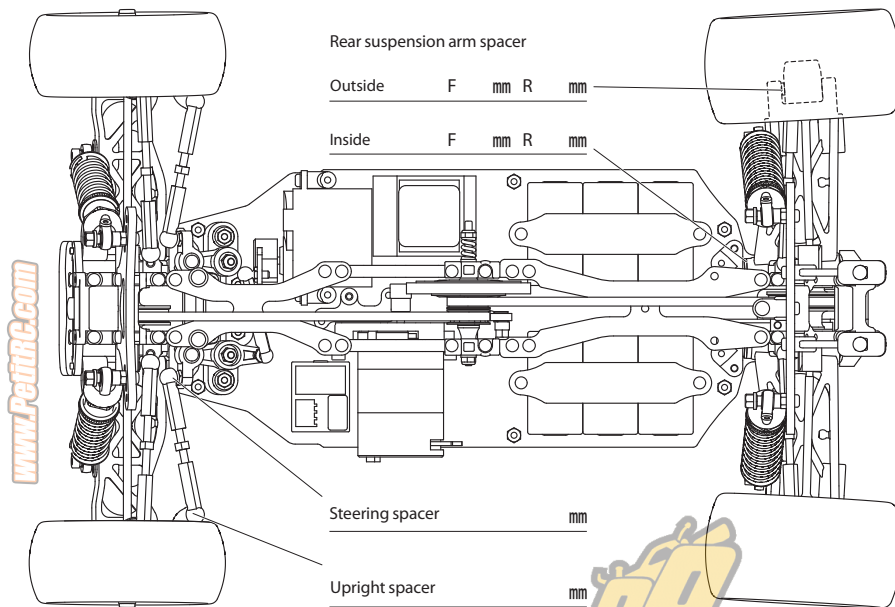
Ground clearance mm
Camber angle °
Stabilizer
Upper arm mount spacer
Ball connector Nomal
Inside mm Outside mm



Damper length a mm
 b mm
Piston hole(s)
Oil #
Spring

«Front Tire» Type Compound Tire insert Wheel Air holes

«Rear Tire» Type Compound Tire insert Wheel Air holes



Motor
Spur gear T Pinion gear T
Slipper clutch
Center one-way
Battery
Body
Wing
Wing-Lip

Comments