

DRIVER, TRACK AND RESULTS

DRIVER	COUNTRY	WEATHER	AIR TEMP	TRACK TEMP	<input type="checkbox"/> DRY	<input type="checkbox"/> INTERMEDIATE	<input type="checkbox"/> WET	
RACE	DATE	QUALY POS.	STARTING POS.	FINAL POS.	FASTEST LAP			
TRACK	TYPE	<input type="checkbox"/> TIGHT	<input type="checkbox"/> MEDIUM	<input type="checkbox"/> OPEN	GRIP	<input type="checkbox"/> LOW	<input type="checkbox"/> MEDIUM	<input type="checkbox"/> HIGH
SURFACE CONDITION	<input type="checkbox"/> SMOOTH	<input type="checkbox"/> ROUGH						
TYPE	<input type="checkbox"/> HARD PACKED	<input type="checkbox"/> CLAY	<input type="checkbox"/> MULTI/SURFACE	<input type="checkbox"/> GRASS	<input type="checkbox"/> BLUE GROOVE	<input type="checkbox"/> DIRT	<input type="checkbox"/> ASTRO-TURF	

FRONT	SHOCK ABSORBERS	REAR
	cst OIL	cst
SPRINGS		
	mm REBOUND	mm
N° HOLES	mm PISTONS	N° HOLES
<input type="checkbox"/> BLADDER	SEAL	<input type="checkbox"/> BLADDER
<input type="checkbox"/> EMULSION	TYPE	<input type="checkbox"/> EMULSION

FRONT	ANTI-ROLL BARS	REAR
<input type="checkbox"/>	<input type="checkbox"/>	<input type="checkbox"/>
1.8	2.0	2.3
2.5	2.7	3.0
<input type="checkbox"/>	<input type="checkbox"/>	<input type="checkbox"/>
1.8	2.0	2.3
2.5	2.7	3.0

DIFFERENTIAL OIL		
FRONT DIFF	CENTER DIFF	REAR DIFF
cst	cst	cst

GEARING	
PINION	Teeth
SPUR GEAR	Teeth

ELECTRONICS	
BATTERY	
BRAND	CAPACITY mAh

MOTOR	
BRAND	TYPE
	TIMING

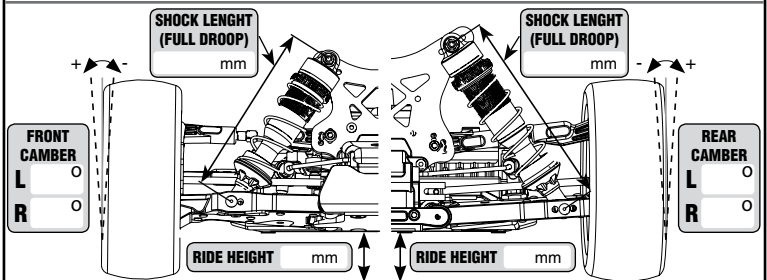
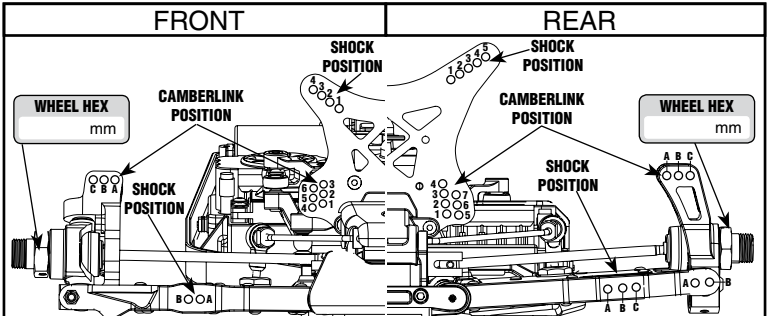
ESC	
BRAND	TYPE

ELECTRONICS LAYOUTS	
<input type="checkbox"/> LAYOUT 1	<input type="checkbox"/> LAYOUT 2
<input type="checkbox"/> 2S STICK BATTERIES	<input type="checkbox"/> 4S BRICK BATTERY
<input type="checkbox"/> 2S SHORTY REARWARD BATTERIES	<input type="checkbox"/> 2S STICK BATTERIES
<input type="checkbox"/> 2S SHORTY FORWARD BATTERIES	<input type="checkbox"/> 2S SHORTY REARWARD BATTERIES
	<input type="checkbox"/> 2S SHORTY FORWARD BATTERIES

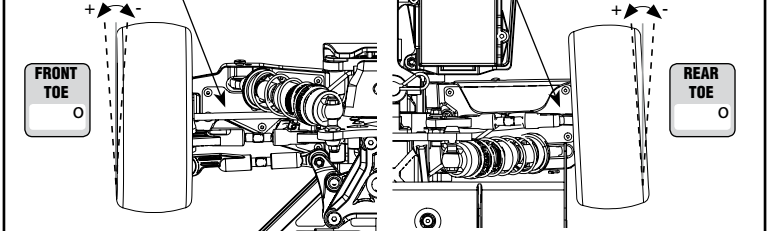
AERODYNAMIC CONFIGURATION	
BODY	<input type="checkbox"/> STANDARD <input type="checkbox"/> HIGH DOWNFORCE <input type="checkbox"/> OTHER

WING	
TYPE	WING PLATES <input type="checkbox"/> 2° <input type="checkbox"/> 4° <input type="checkbox"/> 6°
GURNEY STRIP	<input type="checkbox"/> YES <input type="checkbox"/> NO
CENTER FOIL	<input type="checkbox"/> YES <input type="checkbox"/> NO

FRONT TIRES	Controlled Tire <input type="checkbox"/>	REAR
MAKE		
TYPE		
INSERTS		
WHEELS		



FRONT ARM SKIN	REAR ARM SKIN
<input type="checkbox"/> TOP	<input type="checkbox"/> TOP
<input type="checkbox"/> BOTTOM	<input type="checkbox"/> BOTTOM
<input type="checkbox"/> NYLON	<input type="checkbox"/> NYLON
<input type="checkbox"/> CARBON	<input type="checkbox"/> CARBON



STEERING BLOCK ACKERMAN PLATE	REAR HUB ROLL CENTER INSERT
OPTION TYPE	LOW <input type="checkbox"/> MED <input type="checkbox"/>
	MED <input type="checkbox"/> HIGH <input type="checkbox"/>

CASTER BLOCK	WHEEL BASE	UPRIGHT WEIGHT
<input type="checkbox"/> 13° <input type="checkbox"/> 15° <input type="checkbox"/> 17° <input type="checkbox"/> 19°	<input type="checkbox"/> 0 <input type="checkbox"/> 1.25	<input type="checkbox"/> NONE
	<input type="checkbox"/> 2.5 <input type="checkbox"/> 3.75	<input type="checkbox"/> 15 GRAMS
	<input type="checkbox"/> 5	

SUSPENSION BRACKETS INSERTS	
FRONT FR INSERTS N°	REAR FR INSERTS N°
	REAR RR INSERTS N°

REMARKS
Needed lighter oil for mains temp was 50 deg, track temp 52, Blue teasers in the day when track was dry, green reflex at night, Maybe try 2.5 front and 2.7 rear swaybar for day time when the track is grooved, LW chassis, M2C #3895 D block #4510 centered inserts