

DRIVER, TRACK AND RESULTS

DRIVER	COUNTRY	WEATHER	AIR TEMP	TRACK TEMP	<input type="checkbox"/> DRY	<input type="checkbox"/> INTERMEDIATE	<input type="checkbox"/> WET
RACE	DATE	QUALY POS.	STARTING POS.	FINAL POS.	FASTEST LAP		
TRACK	TYPE <input type="checkbox"/> TIGHT <input type="checkbox"/> MEDIUM <input type="checkbox"/> OPEN <input type="checkbox"/>		GRIP <input type="checkbox"/> LOW <input type="checkbox"/> MEDIUM <input type="checkbox"/> HIGH <input type="checkbox"/>				
SURFACE CONDITION <input type="checkbox"/> SMOOTH <input type="checkbox"/> ROUGH <input type="checkbox"/>							
TYPE <input type="checkbox"/> HARD PACKED <input type="checkbox"/> CLAY <input type="checkbox"/> MULTI/SURFACE <input type="checkbox"/> GRASS <input type="checkbox"/> BLUE GROOVE <input type="checkbox"/> DIRT <input type="checkbox"/> ASTRO-TURF <input type="checkbox"/>							

FRONT SHOCK ABSORBERS		REAR	
cst	OIL	cst	
SPRINGS			
mm REBOUND		mm	
N° HOLES	∅ mm	PISTONS N° HOLES	∅ mm
<input type="checkbox"/> BLADDER	SEAL	<input type="checkbox"/> BLADDER	
<input type="checkbox"/> EMULSION	TYPE	<input type="checkbox"/> EMULSION	

FRONT ANTI-ROLL BARS		REAR	
<input type="checkbox"/>	<input type="checkbox"/>	<input type="checkbox"/>	<input type="checkbox"/>
1.8	2.0	2.3	2.5
<input type="checkbox"/>	<input type="checkbox"/>	<input type="checkbox"/>	<input type="checkbox"/>
1.8	2.0	2.3	2.5

DIFFERENTIAL OIL		
FRONT DIFF	CENTER DIFF	REAR DIFF
cst	cst	cst

GEARING	
CLUTCH BELL	Teeth
SPUR GEAR	Teeth

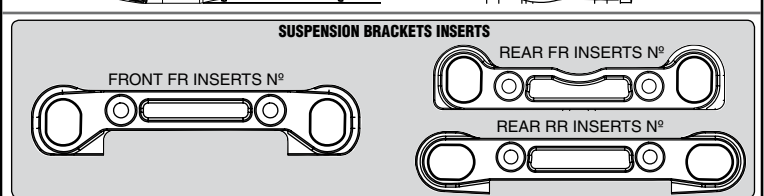
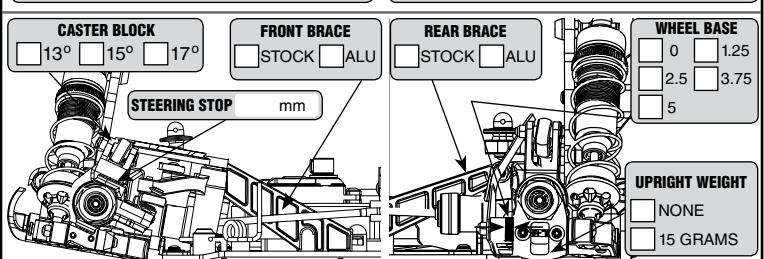
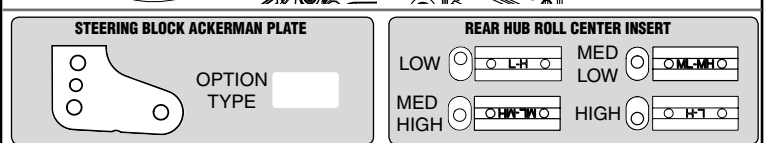
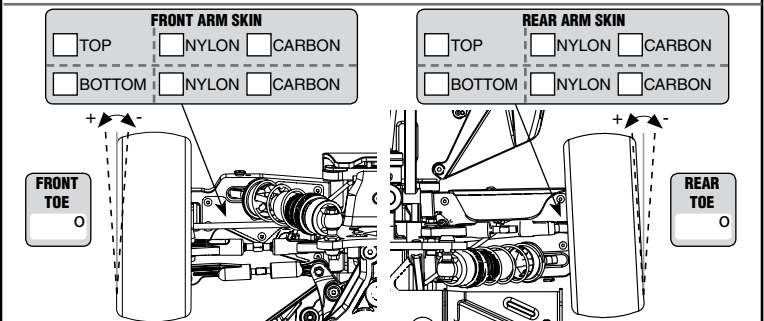
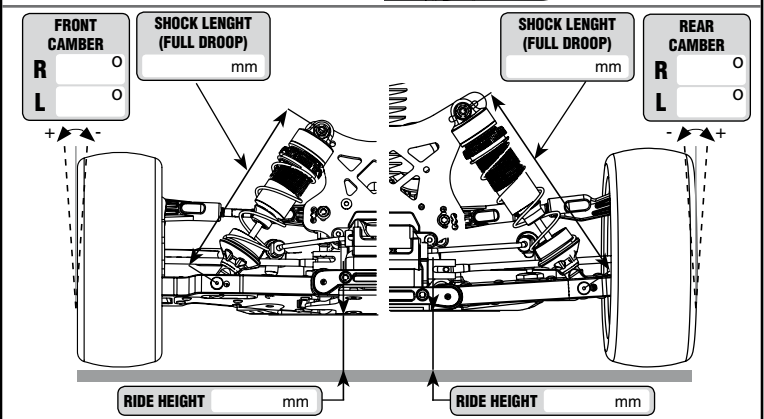
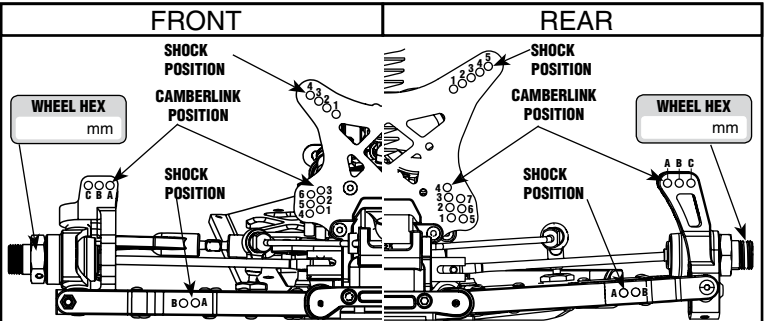
CLUTCH	
<input type="checkbox"/> CLUTCH BELL	<input type="checkbox"/> FLYWHEEL
<input type="checkbox"/> STANDARD <input type="checkbox"/> VENTED	<input type="checkbox"/> STEEL <input type="checkbox"/> ALU
CLUTCH SHOES	CLUTCH SPRINGS
SHOE TYPE x with SPRINGS TYPE mm	
SHOE TYPE x with SPRINGS TYPE mm	

ENGINE, PIPE AND FUEL	
ENGINE BRAND	TYPE
HEADSHIMS mm	GLOWPLUG CARB ∅ mm
EXHAUST PIPE	MANIFOLD
FUEL BRAND	NITRO %

FLEX CONFIGURATION	
ENGINE MOUNT	<input type="checkbox"/> STANDARD <input type="checkbox"/> MONOBLOCK

AERODYNAMIC CONFIGURATION	
BODY	<input type="checkbox"/> STANDARD <input type="checkbox"/> HIGH DOWNFORCE <input type="checkbox"/> OTHER
WING	
TYPE	WING PLATES <input type="checkbox"/> 2° <input type="checkbox"/> 4° <input type="checkbox"/> 6°
GURNEY STRIP	<input type="checkbox"/> YES <input type="checkbox"/> NO
CENTER FOIL	<input type="checkbox"/> YES <input type="checkbox"/> NO

FRONT TIRES		REAR	
MAKE			
TYPE			
INSERTS			
WHEELS			



REMARKS	
---------	--