

DRIVER, TRACK AND RESULTS

DRIVER Jörn Neumann **COUNTRY** Germany **WEATHER** AIR TEMP 35 TRACK TEMP DRY INTERMEDIATE WET
RACE DM **DATE** 26-28.08 **QUALY POS.** **STARTING POS.** **FINAL POS.** **FASTEST LAP** 30.0
TRACK Meiningen **TYPE** TIGHT MEDIUM OPEN **GRIP** LOW MEDIUM HIGH
SURFACE CONDITION SMOOTH ROUGH
TYPE HARD PACKED CLAY MULTI/SURFACE GRASS BLUE GROOVE DIRT ASTRO-TURF

FRONT SHOCK ABSORBERS		REAR
650 cst OIL		350 cst
Kyosho blue SPRINGS		white V1
10 mm REBOUND		10 mm
N° HOLES 6 ∅ 1.3 mm PISTONS N° HOLES 6 ∅ 1.3 mm		
<input checked="" type="checkbox"/> BLADDER	SEAL TYPE	<input checked="" type="checkbox"/> BLADDER
<input type="checkbox"/> EMULSION		<input type="checkbox"/> EMULSION

FRONT ANTI-ROLL BARS		REAR
<input type="checkbox"/>	<input type="checkbox"/>	<input checked="" type="checkbox"/>
1.8	2.0	2.3
<input type="checkbox"/>	<input type="checkbox"/>	<input checked="" type="checkbox"/>
1.8	2.0	2.3
<input type="checkbox"/>	<input type="checkbox"/>	<input checked="" type="checkbox"/>
2.5	2.7	2.5

DIFFERENTIAL OIL		
FRONT DIFF	CENTER DIFF	REAR DIFF
10000 cst	10000 cst	5000 cst

GEARING	
CLUTCH BELL	SPUR GEAR
13 Teeth	46 Teeth

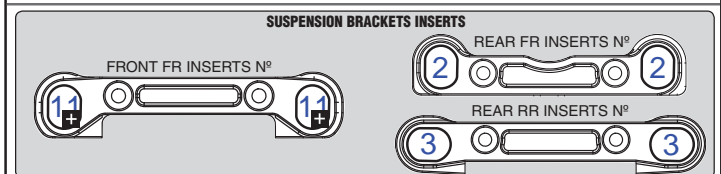
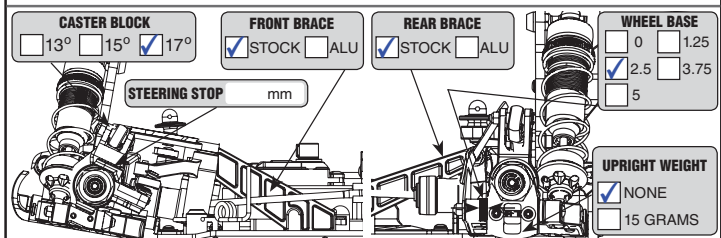
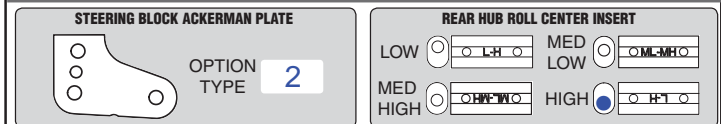
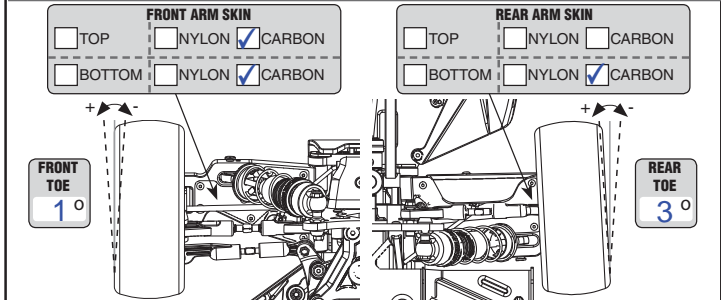
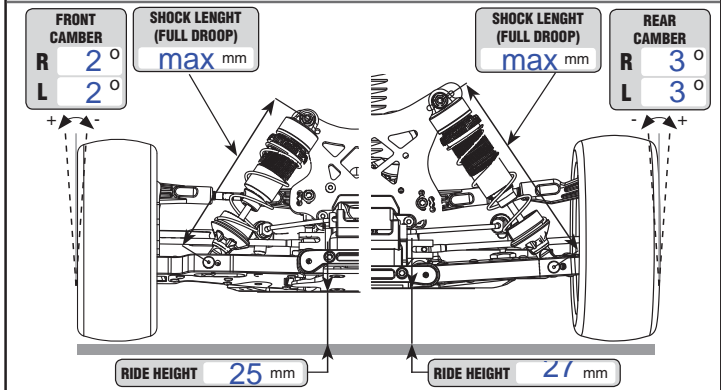
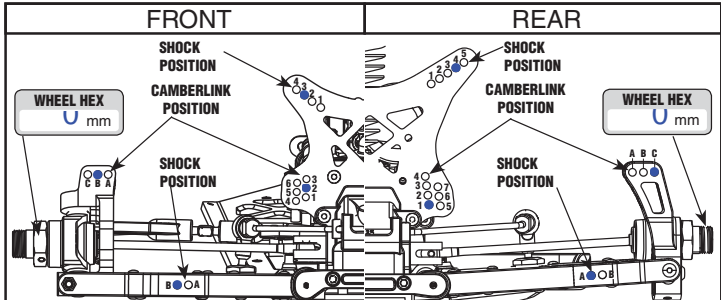
CLUTCH	
<input checked="" type="checkbox"/> STANDARD	<input checked="" type="checkbox"/> STEEL
<input type="checkbox"/> VENTED	<input type="checkbox"/> ALU
CLUTCH SHOES	CLUTCH SPRINGS
SHOE TYPE <u>Alu</u> x <u>4</u> with SPRINGS TYPE <u>.95</u> mm	

ENGINE, PIPE AND FUEL	
ENGINE BRAND	TYPE
Maxima	B2
HEADSHIMS	GLOWPLUG
mm	P3
EXHAUST PIPE	MANIFOLD
OS 2060	
FUEL BRAND	NITRO
Maxima	25 %

FLEX CONFIGURATION	
ENGINE MOUNT	<input checked="" type="checkbox"/> STANDARD <input type="checkbox"/> MONOBLOCK

AERODYNAMIC CONFIGURATION	
BODY	<input checked="" type="checkbox"/> STANDARD <input type="checkbox"/> HIGH DOWNFORCE <input type="checkbox"/> OTHER
WING	
TYPE	WING PLATES
Serpent	<input type="checkbox"/> 2° <input checked="" type="checkbox"/> 4° <input type="checkbox"/> 6°
GURNEY STRIP	CENTER FOIL
<input checked="" type="checkbox"/> YES <input type="checkbox"/> NO	<input type="checkbox"/> YES <input type="checkbox"/> NO

FRONT TIRES		REAR
Proline	MAKE	Proline
Blockade	TYPE	Blockade
PL	INSERTS	PL
PL	WHEELS	PL



REMARKS: Aluminium shock towers.