

DRIVER, TRACK AND RESULTS

DRIVER COUNTRY WEATHER AIR TEMP TRACK TEMP DRY INTERMEDIATE WET

RACE DATE QUALY POS. STARTING POS. FINAL POS. FASTEST LAP

TRACK TYPE INDOOR OUTDOOR STYLE TIGHT MEDIUM OPEN

SURFACE GRIP LOW MEDIUM HIGH CONDITION SMOOTH ROUGH

TYPE HARD PACKED CLAY CARPET MULTI/SURFACE GRASS BLUE GROOVE DIRT ASTRO-TURF

FRONT	SHOCK ABSORBERS	REAR
<input type="text"/>	cst OIL <input type="text"/>	cst <input type="text"/>
SPRINGS <input type="text"/>		
<input type="text"/>	mm REBOUND <input type="text"/>	mm <input type="text"/>
<input type="text"/>	mm LIMITERS <input type="text"/>	mm <input type="text"/>
N° HOLES <input type="text"/>	Ø <input type="text"/> mm	PISTONS N° HOLES <input type="text"/>
PISTONS TYPE <input type="checkbox"/> STOCK <input type="checkbox"/> CONICAL <input type="checkbox"/> SQUARE		
<input type="checkbox"/> SHORT <input type="checkbox"/> LONG SPRING BUCKETS <input type="checkbox"/> SHORT <input type="checkbox"/> LONG		
<input type="checkbox"/> BLADDER SEAL <input type="checkbox"/> BLADDER		
<input type="checkbox"/> EMULSION TYPE <input type="checkbox"/> EMULSION		

FRONT	ANTI-ROLL BARS	REAR
<input type="checkbox"/>	<input type="checkbox"/> OTHER <input type="checkbox"/>	<input type="checkbox"/> OTHER <input type="checkbox"/>
0.9	1 1.1 mm	1.1 1.3 1.5 mm

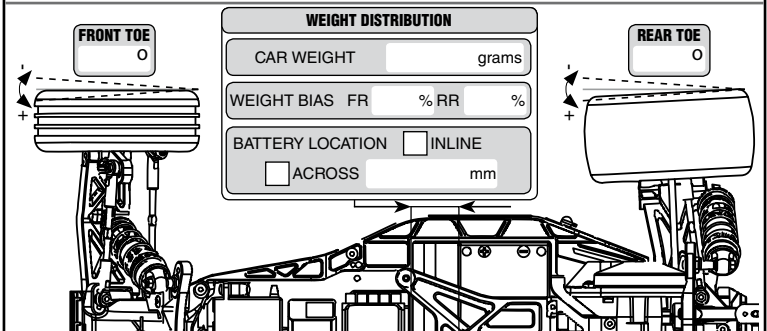
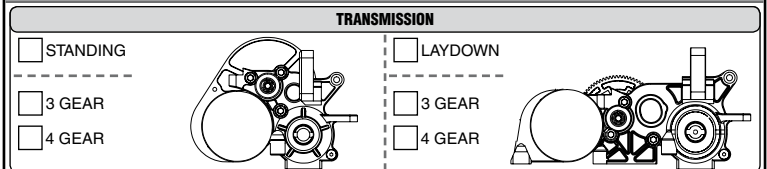
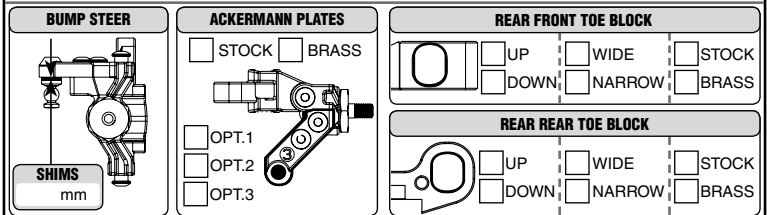
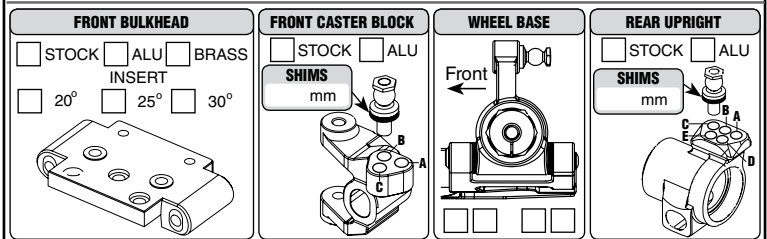
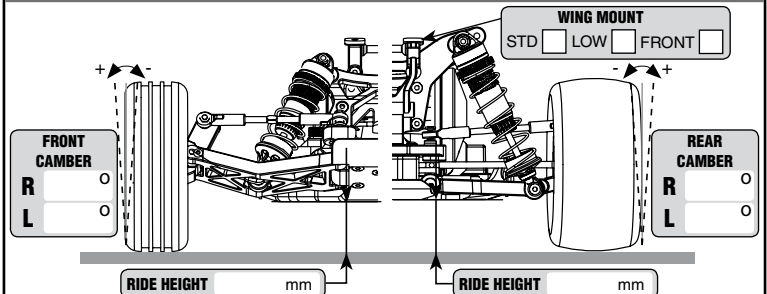
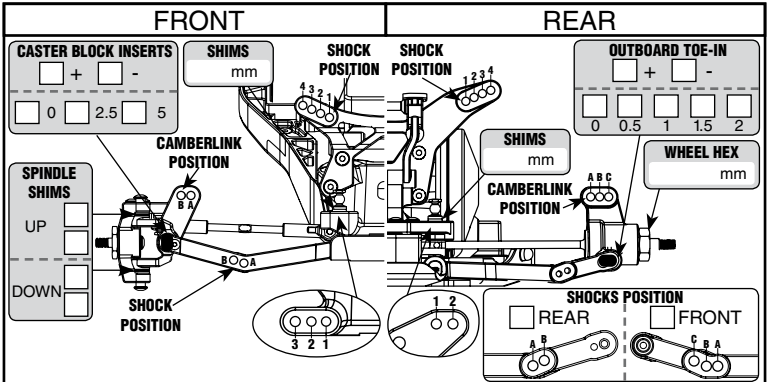
REAR DIFFERENTIAL	
<input type="checkbox"/> BALL DIFFERENTIAL	DIFFERENTIAL HEIGHT
<input type="checkbox"/> GEAR DIFF <input type="text"/>	<input type="checkbox"/> HIGH <input type="checkbox"/> MED <input type="checkbox"/> LOW <input type="checkbox"/> FIXED

GEARING	
PINION <input type="text"/>	Teeth <input type="text"/>
SPUR GEAR <input type="text"/>	Teeth <input type="text"/>

ELECTRONICS	
BATTERY	
BRAND <input type="text"/>	CAPACITY <input type="text"/> mAh
MOTOR	
BRAND <input type="text"/>	TYPE <input type="text"/> TIMING <input type="text"/>
ESC	
BRAND <input type="text"/>	TYPE <input type="text"/>

AERODYNAMIC CONFIGURATION	
BODY BRAND <input type="text"/>	TYPE <input type="text"/>
REAR WING BRAND <input type="text"/>	TYPE <input type="text"/>
REAR WING WIDTH <input type="text"/>	REAR WING LIP <input type="text"/> mm
REAR WING ANGLE <input type="checkbox"/> 0° <input type="checkbox"/> 2° <input type="checkbox"/> 4° <input type="checkbox"/> 6° <input type="checkbox"/> 8°	
FRONT WING <input type="checkbox"/> YES <input type="checkbox"/> NO TYPE <input type="text"/>	

FRONT TIRES	Controlled Tire <input type="checkbox"/>	REAR
<input type="text"/>		<input type="text"/>
<input type="text"/>		<input type="text"/>
<input type="text"/>		<input type="text"/>
<input type="text"/>		<input type="text"/>
<input type="text"/>		<input type="text"/>
<input type="text"/>		<input type="text"/>



REMARKS