

## DRIVER, TRACK AND RESULTS

DRIVER  COUNTRY  WEATHER AIR TEMP  TRACK TEMP   DRY  INTERMEDIATE  WET

RACE  DATE  QUALY POS.  STARTING POS.  FINAL POS.  FASTEST LAP

TRACK  TYPE  INDOOR  OUTDOOR STYLE  TIGHT  MEDIUM  OPEN

SURFACE GRIP  LOW  MEDIUM  HIGH  CONDITION  SMOOTH  ROUGH

TYPE  HARD PACKED  CLAY  CARPET  MULTI/SURFACE  GRASS  BLUE GROOVE  DIRT  ASTRO-TURF

FRONT SHOCK ABSORBERS		REAR	
<input type="text"/> cst	<input type="text"/> OIL	<input type="text"/> cst	<input type="text"/> cst
<input type="text"/> SPRINGS			
<input type="text"/> mm	<input type="text"/> REBOUND	<input type="text"/> mm	<input type="text"/> mm
<input type="text"/> mm	<input type="text"/> LIMITERS	<input type="text"/> mm	<input type="text"/> mm
N° HOLES <input type="text"/>	<input type="text"/> mm	PISTONS N° HOLES <input type="text"/>	<input type="text"/> mm
PISTONS TYPE <input type="checkbox"/> STOCK <input type="checkbox"/> CONICAL <input type="checkbox"/> SQUARE			
<input type="checkbox"/> SHORT <input type="checkbox"/> LONG SPRING BUCKETS <input type="checkbox"/> SHORT <input type="checkbox"/> LONG			
<input type="checkbox"/> BLADDER	<input type="checkbox"/> SEAL	<input type="checkbox"/> BLADDER	<input type="checkbox"/> SEAL
<input type="checkbox"/> EMULSION	<input type="checkbox"/> TYPE	<input type="checkbox"/> EMULSION	<input type="checkbox"/> TYPE

FRONT ANTI-ROLL BARS		REAR	
<input type="checkbox"/>	<input type="checkbox"/>	<input type="checkbox"/>	<input type="checkbox"/>
<input type="checkbox"/>	<input type="checkbox"/>	<input type="checkbox"/>	<input type="checkbox"/>
1.0	1.2	1.4	1.6
1.8	1.0	1.2	1.4
1.6	1.8	1.0	1.2
1.4	1.6	1.8	1.0

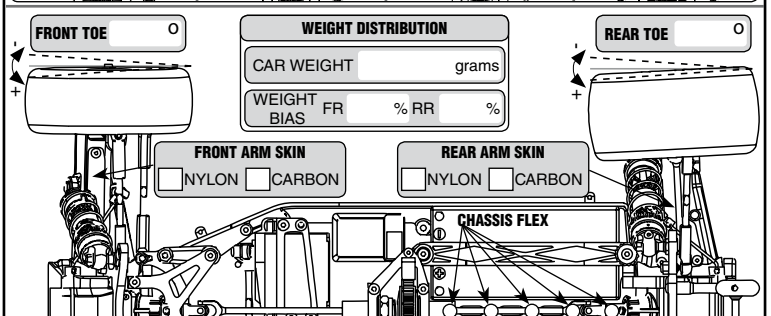
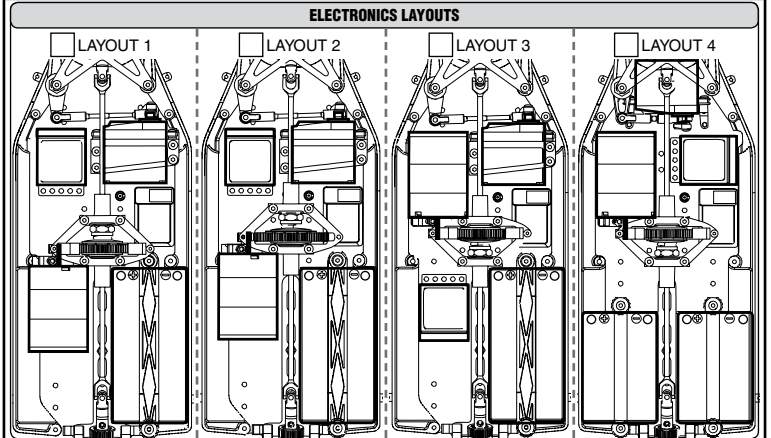
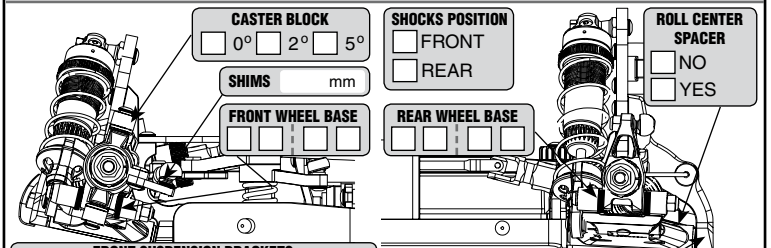
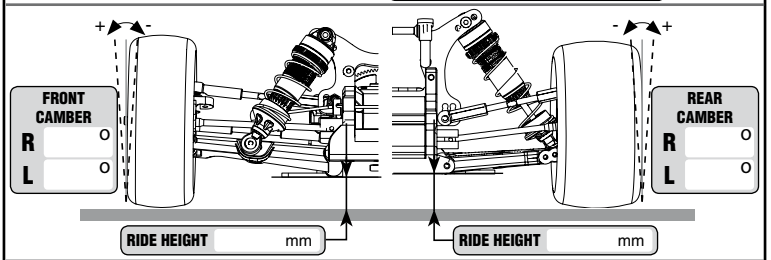
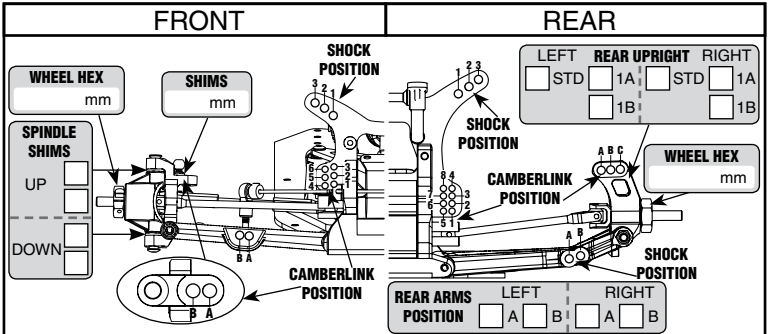
TRANSMISSION			
<input type="text"/> FRONT DIFF	<input type="checkbox"/> SLIPPER	<input type="text"/> REAR DIFF	<input type="checkbox"/> CENTER DIFF
<input type="text"/> cst	<input type="checkbox"/>	<input type="text"/> cst	<input type="checkbox"/>

GEARING			
<input type="text"/> PINION	<input type="text"/> Teeth	<input type="text"/> SPUR GEAR	<input type="text"/> Teeth

ELECTRONICS	
<b>BATTERY</b>	
<input type="text"/> BRAND	<input type="text"/> CAPACITY mAh
<b>MOTOR</b>	
<input type="text"/> BRAND	<input type="text"/> TYPE <input type="text"/> TIMING <input type="text"/>
<b>ESC</b>	
<input type="text"/> BRAND	<input type="text"/> TYPE <input type="text"/>

AERODYNAMIC CONFIGURATION	
<input type="text"/> BODY BRAND	<input type="text"/> TYPE
<input type="text"/> REAR WING BRAND	<input type="text"/> TYPE
<input type="text"/> REAR WING WIDTH	<input type="text"/> REAR WING LIP mm
FRONT WING <input type="checkbox"/> YES <input type="checkbox"/> NO TYPE <input type="text"/>	

FRONT TIRES		REAR	
<input type="checkbox"/>	<input type="checkbox"/> Controlled Tire	<input type="checkbox"/>	<input type="checkbox"/>
<input type="text"/> MAKE			
<input type="text"/> TYPE			
<input type="text"/> COMPOUND			
<input type="text"/> INSERTS			
<input type="text"/> WHEELS			
<input type="text"/> ADDITIVE			



REMARKS