

Driver and Event	
Name	
Date	
Event	
Weather	
Result	

Track Conditions	
Surface	
Grip Level	
Track Condition	

Additional Settings		
Car Weight		
Weights Added		
Weight Distribution		
Ride Height	Front	mm
	Rear	mm


Electrics and Gearing	
E.S.C	
Servo	
Receiver	
Batteries	
Motor	
Spur	
Pinion	
Cell Position	


Wheels and Tyres	
Rear Wheels	
Rear Tyre	
Rear Insert	
Front Wheels	
Front Tyre	
Front Insert	
Tyre Modifications	

Washers between CTR and Bellcranks			mm	
Chassis	Alloy	<input type="checkbox"/>	Carbon	<input type="checkbox"/>

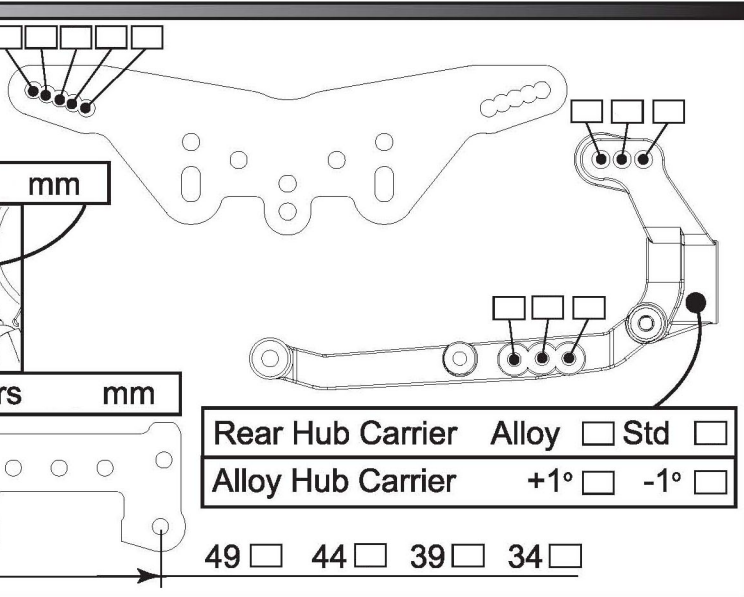
Diff Type	
Ball	<input type="checkbox"/>
Gear	<input type="checkbox"/>

NOTES

Rear Shocks	
Oil	Spring
Piston Holes	2 <input type="checkbox"/> 3 <input type="checkbox"/> 4 <input type="checkbox"/> 5 <input type="checkbox"/> 6 <input type="checkbox"/>
Drilled <input type="checkbox"/>	Hole Size
	
Shock Length	

Front Shocks	
Oil	Spring
Piston Holes	2 <input type="checkbox"/> 3 <input type="checkbox"/> 4 <input type="checkbox"/> 5 <input type="checkbox"/> 6 <input type="checkbox"/>
Drilled <input type="checkbox"/>	Hole Size
	
Shock Length	

Rear Suspension	
Anti roll bar	No <input type="checkbox"/> 1.20 <input type="checkbox"/> 1.40 <input type="checkbox"/> 1.60 <input type="checkbox"/>
Toe-In 2° <input type="checkbox"/> 3° <input type="checkbox"/>	
Link Washers mm	
AntiSquat 3° <input type="checkbox"/> 2° <input type="checkbox"/> 1° <input type="checkbox"/> 0° <input type="checkbox"/>	
Link Washers mm	
Wheelbase Short <input type="checkbox"/> Med <input type="checkbox"/> Long <input type="checkbox"/>	
Rear Camber at Ride Height	



Front Suspension	
Link Washers mm	
Front Camber at Ride Height	
Front Toe In	

