

Driver and Event	
Name	
Date	
Event	
Weather	
Result	

Track Conditions	
Surface	
Grip Level	
Track Condition	


Additional Settings		
Weights Added		
Cell Layout		
Ride Height	Front	mm
	Rear	mm
Washers between CTR and Bellcranks		
mm		
NOTES		

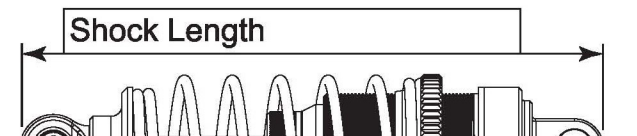
Electrics and Gearing	
E.S.C	
Servo	
Receiver	
Batteries	
Motor	
Spur	Pinion
Ext Gears	35/21 <input type="checkbox"/>
	33/23 <input type="checkbox"/>
	31/25 <input type="checkbox"/>

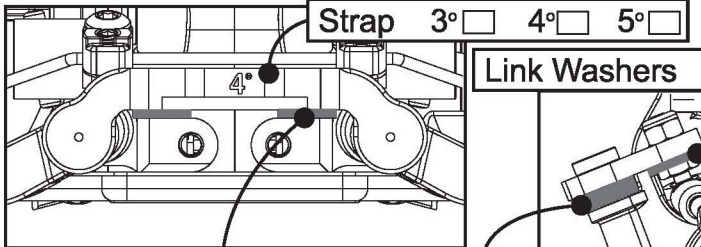
Wheels and Tyres	
Rear Wheels	
Rear Tyre	
Rear Insert	
Front Wheels	
Front Tyre	
Front Insert	

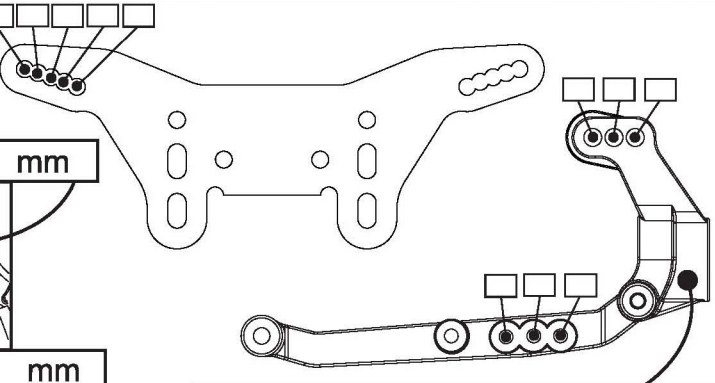
Differential Height	
High <input type="checkbox"/>	Low <input type="checkbox"/>

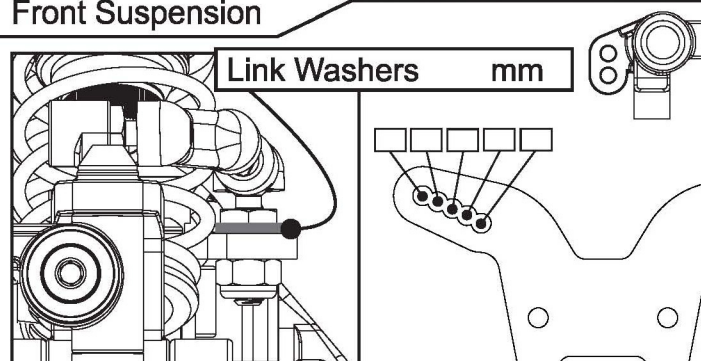
Rear Topdeck Link	
Turnbuckle <input type="checkbox"/>	Moulding <input type="checkbox"/>

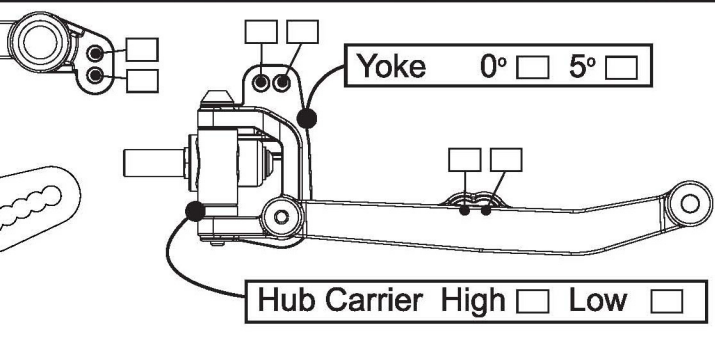
Rear Shocks	
Oil	Spring
Piston Holes	2 <input type="checkbox"/> 3 <input type="checkbox"/> 4 <input type="checkbox"/> 5 <input type="checkbox"/> 6 <input type="checkbox"/>
Shock Length 	

Front Shocks	
Oil	Spring
Piston Holes	2 <input type="checkbox"/> 3 <input type="checkbox"/> 4 <input type="checkbox"/> 5 <input type="checkbox"/> 6 <input type="checkbox"/>
Shock Length 	

Rear Suspension	
Anti roll bar	No <input type="checkbox"/> 1.20 <input type="checkbox"/> 1.40 <input type="checkbox"/> 1.60 <input type="checkbox"/>
Strap 3° <input type="checkbox"/> 4° <input type="checkbox"/> 5° <input type="checkbox"/>	
Link Washers mm 	
Antisquat Washers mm	
Link Washers mm	
Shock Position Front <input type="checkbox"/> Rear <input type="checkbox"/>	
Wheelbase Short <input type="checkbox"/> Med <input type="checkbox"/> Long <input type="checkbox"/>	
Rear Camber at Ride Height	

	
Rear Hub Carrier	Alloy <input type="checkbox"/> Std <input type="checkbox"/>
Alloy Hub Carrier	+1° <input type="checkbox"/> -1° <input type="checkbox"/>
49 <input type="checkbox"/> 44 <input type="checkbox"/> 39 <input type="checkbox"/> 34 <input type="checkbox"/>	

Front Suspension	
Link Washers mm 	
Front Camber at Ride Height	
Front Toe In	

	
Yoke 0° <input type="checkbox"/> 5° <input type="checkbox"/>	
Hub Carrier High <input type="checkbox"/> Low <input type="checkbox"/>	
60.0 <input type="checkbox"/> 50.5 <input type="checkbox"/> 45.5 <input type="checkbox"/> 40.5 <input type="checkbox"/>	