

Driver and Event	
Name	
Date	
Event	
Weather	<i>Hot and sunny</i>
Result	

Track Conditions	
Surface	<i>Grass</i>
Grip Level	<i>medium</i>
Track Condition	<i>dry</i>

Additional Settings	
Car Weight	
Washers Between CTR and Bellcranks	2 mm
Bump Steer Washers	0 mm
Wing Gurney Height	kit mm


Electrics and Gearing	
E.S.C	<i>Reventon Pro EX1.1</i>
Servo	<i>Core RC</i>
Receiver	
Batteries	
Motor	<i>SP 7.5</i>
Spur	<i>83 (kit)</i>
Pinion	<i>22</i>
Side Gears	<input checked="" type="checkbox"/> 23T/33T Kit <input type="checkbox"/> 21T/35T <input type="checkbox"/> 25T/31T

Wheels and Tyres	
Rear Wheels	<i>Sch</i>
Rear Tyre	<i>Yellow minispike</i>
Rear Insert	<i>medium</i>
Front Wheels	<i>Sch</i>
Front Tyre	<i>cut slim stagger yellow</i>
Front Insert	<i>none</i>


NOTES	

Diff Type	
Ball <input type="checkbox"/> Gear <input checked="" type="checkbox"/>	Diff Oil
	<i>20.000 Core oil</i>

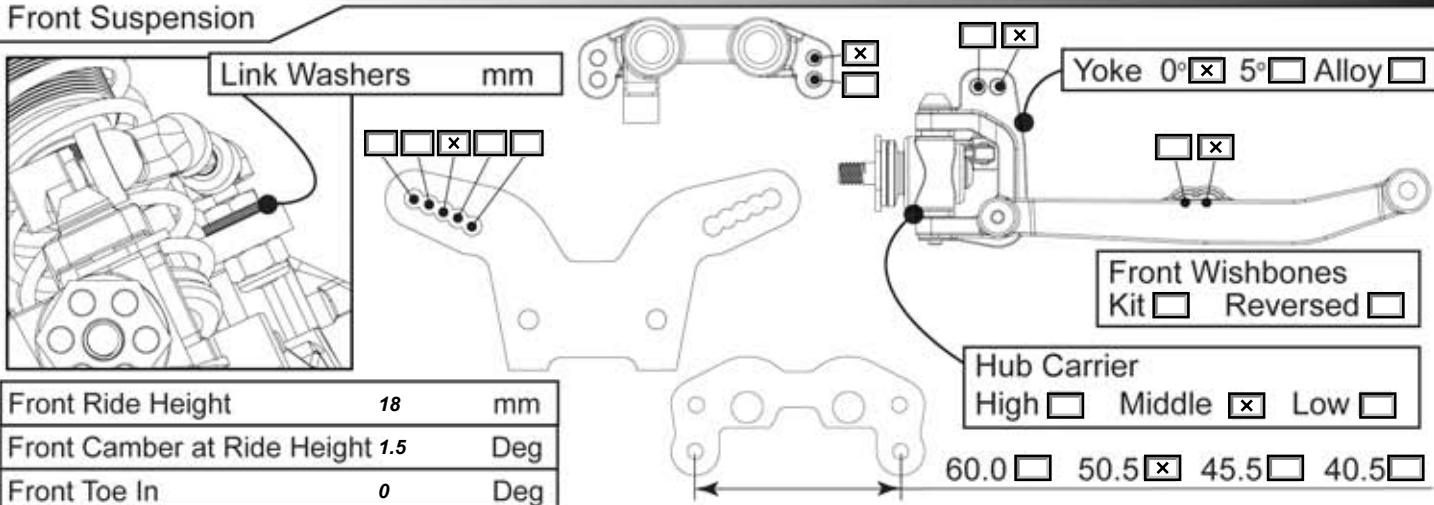
Front Shocks	
Oil	Spring
<i>400 core</i>	<i>kit</i>
Shock Cap Sealed <input checked="" type="checkbox"/>	Vented <input type="checkbox"/> Emulsion <input type="checkbox"/>
Piston	<i>3 hole kit</i>
Drilled <input type="checkbox"/>	Hole Size mm
Shock Length mm	



Rear Shocks	
Oil	Spring
<i>350 core</i>	<i>green core</i>
Shock Cap Sealed <input checked="" type="checkbox"/>	Vented <input type="checkbox"/> Emulsion <input type="checkbox"/>
Piston	<i>3 hole</i>
Drilled <input checked="" type="checkbox"/>	Hole Size <i>1.6</i> mm
Shock Length mm	



Front Suspension	
Link Washers mm	Yoke 0° <input checked="" type="checkbox"/> 5° <input type="checkbox"/> Alloy <input type="checkbox"/>
Front Wishbones Kit <input type="checkbox"/> Reversed <input type="checkbox"/>	Hub Carrier High <input type="checkbox"/> Middle <input checked="" type="checkbox"/> Low <input type="checkbox"/>
Front Ride Height <i>18</i> mm	60.0 <input type="checkbox"/> 50.5 <input checked="" type="checkbox"/> 45.5 <input type="checkbox"/> 40.5 <input type="checkbox"/>
Front Camber at Ride Height <i>1.5</i> Deg	
Front Toe In <i>0</i> Deg	



Rear Suspension	
Anti roll bar No <input checked="" type="checkbox"/> 1.00 <input type="checkbox"/> 1.20 <input type="checkbox"/> 1.40 <input type="checkbox"/> 1.60 <input type="checkbox"/>	Camber at Ride Height <i>2</i> Deg
Wheelbase Short <input type="checkbox"/> Med <input checked="" type="checkbox"/> Long <input type="checkbox"/>	Ride Height <i>18</i> mm
Rear Toe-in & Track Washers	Anti-squat Washers
0.00 Difference = 0.00° Toe-in <input type="checkbox"/>	0.50 Difference = 0.60° Anti-squat <input type="checkbox"/>
0.50 Difference = 0.60° Toe-in <input type="checkbox"/>	1.00 Difference = 1.30° Anti-squat <input type="checkbox"/>
1.00 Difference = 1.30° Toe-in <input type="checkbox"/>	1.50 Difference = 1.95° Anti-squat <input type="checkbox"/>
1.50 Difference = 1.95° Toe-in <input type="checkbox"/>	2.00 Difference = 2.60° Anti-squat <input type="checkbox"/>
2.00 Difference = 2.60° Toe-in <input type="checkbox"/>	2.50 Difference = 3.25° Anti-squat <input checked="" type="checkbox"/>
2.50 Difference = 3.25° Toe-in <input checked="" type="checkbox"/>	3.00 Difference = 3.90° Anti-squat <input type="checkbox"/>
3.00 Difference = 3.90° Toe-in <input type="checkbox"/>	
Rear Hub Carrier Alloy <input type="checkbox"/> Std <input checked="" type="checkbox"/>	Rear mm Front mm
Alloy Hub Carrier +1° <input type="checkbox"/> -1° <input type="checkbox"/>	33.5 (1 Dink) <input checked="" type="checkbox"/>
	38.0 (2 Dink) <input type="checkbox"/>
	42.5 (3 Dink) <input type="checkbox"/>
Blocks Moulded <input type="checkbox"/> Alloy <input checked="" type="checkbox"/>	Pin High R F <input checked="" type="checkbox"/> <input checked="" type="checkbox"/>
	Pin Low R F <input checked="" type="checkbox"/> <input checked="" type="checkbox"/>
	Link Washers <i>1</i> mm

