

Driver & Event	
Name	
Date	
Event	
Weather	
Result	

Electrics & Chassis	
E.S.C	
Servo	
Receiver	
Batteries	
Shorty Conversion	Yes <input type="checkbox"/> No <input type="checkbox"/>
Low Grip Conversion	Yes <input type="checkbox"/> No <input type="checkbox"/>
Chassis	Alloy <input type="checkbox"/> Carbon <input type="checkbox"/>


Motor & Gearing	
Motor	
Rotor Diameter	
Timing	
Spur	
Pinion	


Track Conditions	
Grip Level	High <input type="checkbox"/> Med <input type="checkbox"/> Low <input type="checkbox"/>
Type	Tight <input type="checkbox"/> Open <input type="checkbox"/> Mixed <input type="checkbox"/>
Surface	Clay <input type="checkbox"/> Astro <input type="checkbox"/> Grass <input type="checkbox"/> Mixed <input type="checkbox"/> Carpet <input type="checkbox"/>
Condition	Smooth <input type="checkbox"/> Bumpy <input type="checkbox"/>

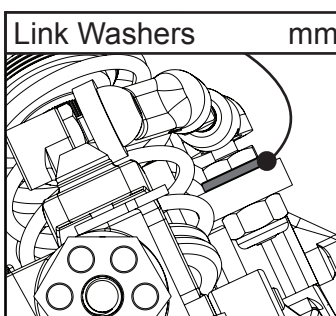
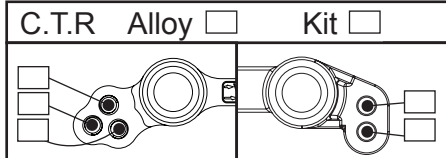
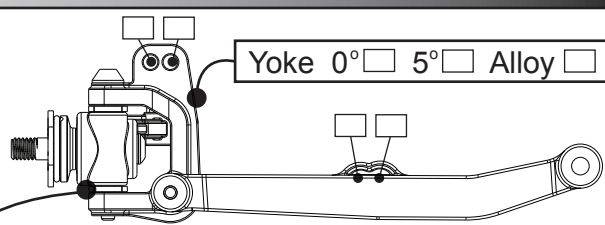
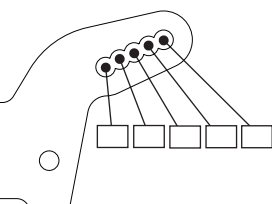
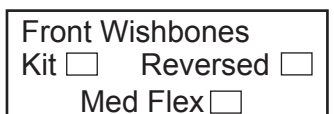
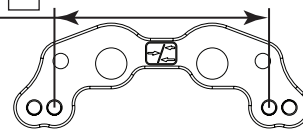
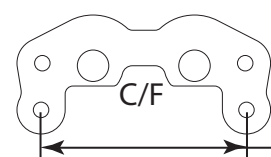
Wheels & Tyres	
Rr Tyre	
Rr Wheel	
Rr Insert	
Fr Tyre	
Fr Wheel	
Fr Insert	


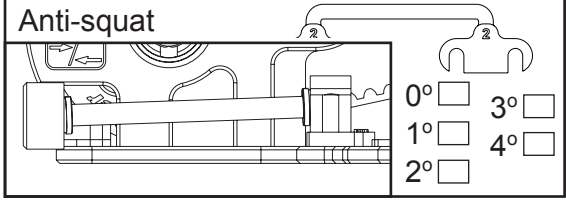
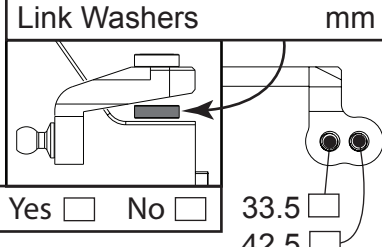
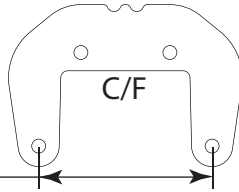
Notes	
Car weight	g
Wing Gurney Height	mm

Diff Type	
Ball <input type="checkbox"/> Gear <input type="checkbox"/>	Diff Oil

Front Shocks	
Spring	Shock Cap Sealed <input type="checkbox"/>
Oil	Vented <input type="checkbox"/> Emulsion <input type="checkbox"/>
Piston	Drilled <input type="checkbox"/> Hole Size mm
	Shock Lengthmm

Rear Shocks	
Spring	Shock Cap Sealed <input type="checkbox"/>
Oil	Vented <input type="checkbox"/> Emulsion <input type="checkbox"/>
Piston	Drilled <input type="checkbox"/> Hole Size mm
	Shock Lengthmm

Front Suspension	
Link Washers mm	
C.T.R Alloy <input type="checkbox"/> Kit <input type="checkbox"/>	
Yoke 0° <input type="checkbox"/> 5° <input type="checkbox"/> Alloy <input type="checkbox"/>	
Hub Carrier Alloy <input type="checkbox"/> High <input type="checkbox"/> Middle <input type="checkbox"/> Low <input type="checkbox"/>	
Front Wishbones Kit <input type="checkbox"/> Reversed <input type="checkbox"/> Med Flex <input type="checkbox"/>	
Alloy <input type="checkbox"/> 50.50 <input type="checkbox"/> 42.50 <input type="checkbox"/>	
Front Ride Height mm	
Front Camber at Ride Height Deg	60.0 <input type="checkbox"/> 50.5 <input type="checkbox"/> 45.5 <input type="checkbox"/> 40.5 <input type="checkbox"/>
Front Toe In Deg	

Rear Suspension	
Link Washers mm	
Anti-squat	
Wheelbase Short <input type="checkbox"/> Med <input type="checkbox"/> Long <input type="checkbox"/>	0° <input type="checkbox"/> 3° <input type="checkbox"/> 1° <input type="checkbox"/> 4° <input type="checkbox"/> 2° <input type="checkbox"/>
Anti roll bar No <input type="checkbox"/> 1.00 <input type="checkbox"/> 1.20 <input type="checkbox"/> 1.40 <input type="checkbox"/> 1.60 <input type="checkbox"/>	Rear Hub Carrier Alloy <input type="checkbox"/> Std <input type="checkbox"/>
Link Washers mm	Alloy Hub Carrier +1° <input type="checkbox"/> -1° <input type="checkbox"/>
Alloy Yes <input type="checkbox"/> No <input type="checkbox"/>	Rear Wishbones Kit <input type="checkbox"/> Reversed <input type="checkbox"/> Med Flex <input type="checkbox"/>
33.5 <input type="checkbox"/> 42.5 <input type="checkbox"/>	
Rear Ride Height mm	
Rear Camber at Ride Height Deg	<input type="checkbox"/> 33.5 (1 Dink) <input type="checkbox"/> 38.0 (2 Dink) <input type="checkbox"/> 42.5 (3 Dink)
Rear Toe In (Flats IN 2.5°) <input type="checkbox"/> (Flats OUT 3.0°) <input type="checkbox"/>	

