

**Driver and Event**

Name

Date

Event

Weather

Result

**Track Conditions**

Grip Level

Surface

Track Condition

Temperature

**Electrics**

E.S.C

Servo

Receiver

Type of Cells

Motor

Spur

Pinion

Internal Ratio

**Wheels - Tyres - Inserts**

Front Wheels

Front Inserts

Front Tyres

Rear Wheels

Rear Inserts

Rear Tyres

**Transmission**

Rear Diff Height

Front Diff Height

Front Layshaft Pulley

Front Drive

Front Overdrive

**Notes**

Issue 2

**Rear Suspension**

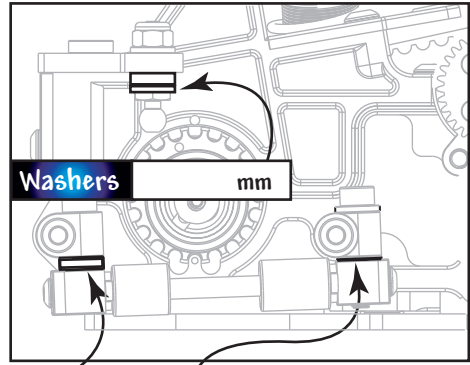
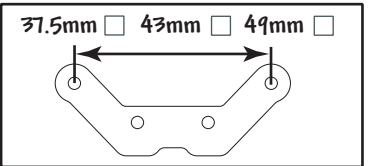
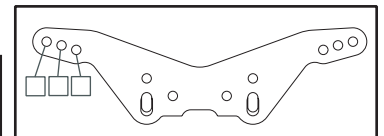
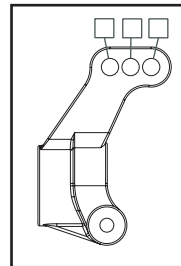
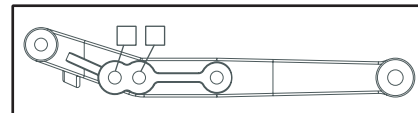
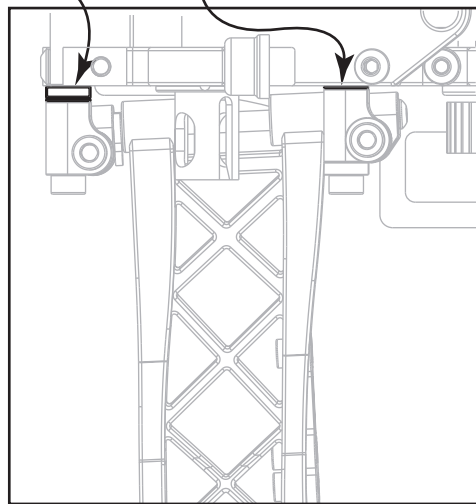
Wheelbase Short  Medium  Long

Roll Bar No  1.2  1.4  1.6

Equal Washers = 0° Toe-in  
 0.50 Difference = 0.65° Toe-in  
 1.00 Difference = 1.30° Toe-in  
 1.50 Difference = 1.95° Toe-in  
 2.00 Difference = 2.60° Toe-in  
 2.50 Difference = 3.25° Toe-in  
 3.00 Difference = 3.90° Toe-in

**Toe-in / Rear Track Washers**

Rear	mm	Front	mm	Actual	0
<input type="text"/>	<input type="text"/>	<input type="text"/>	<input type="text"/>	<input type="text"/>	<input type="text"/>



Rear  mm Front  mm Actual  0

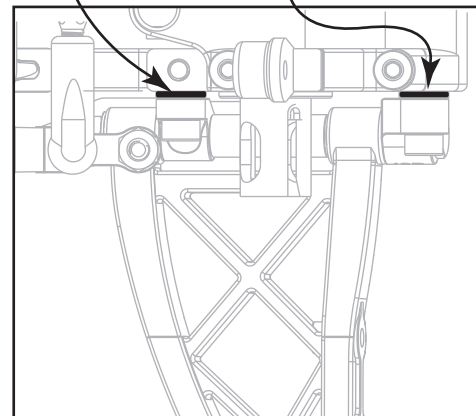
**Anti-Squat Washers**

Note: The Anti-Squat Angle is worked out using the Toe-In Chart Above, as the washers produce the same angles.

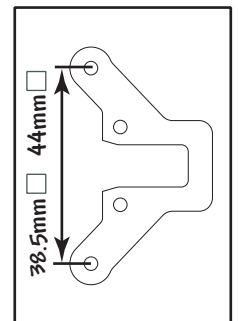
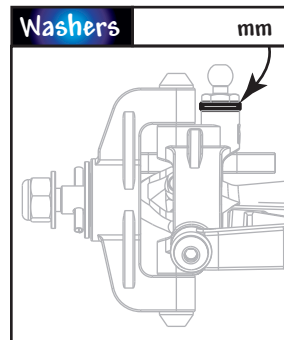
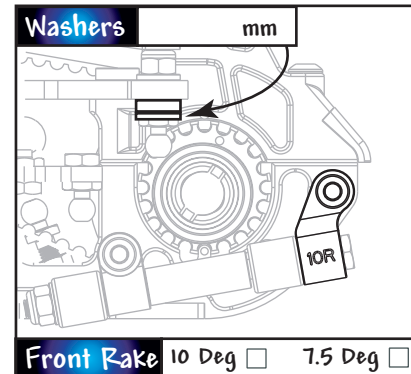
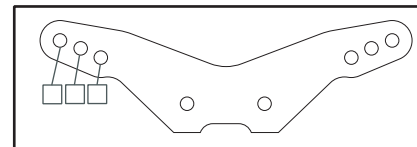
**Front Suspension**

**Front Track Washers**

Rear	mm	Front	mm
<input type="text"/>	<input type="text"/>	<input type="text"/>	<input type="text"/>



Roll Bar No  1.2  1.4  1.6

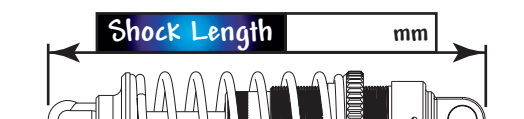


**Rear Shocks**

Oil  Piston 2 hole  3 hole

Springs

Diaphragm Spec



**Front Shocks**

Oil  Piston 2 hole  3 hole

Springs

Diaphragm Spec

