

Driver and Event

Name

Date

Event

Weather

Result

Electrics and Gearing

E.S.C

Servo

Receiver

Batteries

Motor

Spur Gear

Pinion

LH Cell Position

Forward ☐ Backward ☐

Track Conditions

Surface

Grip Level

Track Condition

Wheels and Tyres

Rear Wheels

Rear Tyre

Rear Insert

Front Wheels

Front Tyre

Front Insert

Diff Type

Diff Oil

Front Ball ☐ Gear ☐Rear Ball ☐ Gear ☐

CAT K1

Additional Settings

Car Weight

Weights Added

Chassis Alloy ☐ Option ☐

NOTES

Rear Shocks

Oil ☐ Spring ☐Shock Cap Sealed ☐Vented ☐ Emulsion ☐

Piston

Drilled ☐ Hole Size mm

Front Shocks

Oil ☐ Spring ☐Shock Cap Sealed ☐Vented ☐ Emulsion ☐

Piston

Drilled ☐ Hole Size mm

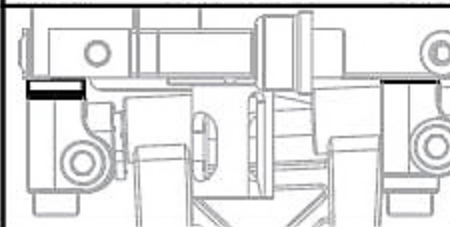
Rear Suspension

Anti roll bar No ☐ 1.00 ☐ 1.20 ☐ 1.40 ☐ 1.60 ☐Wheelbase Short ☐ Med ☐ Long ☐

Rear Toe-in & Track Washers

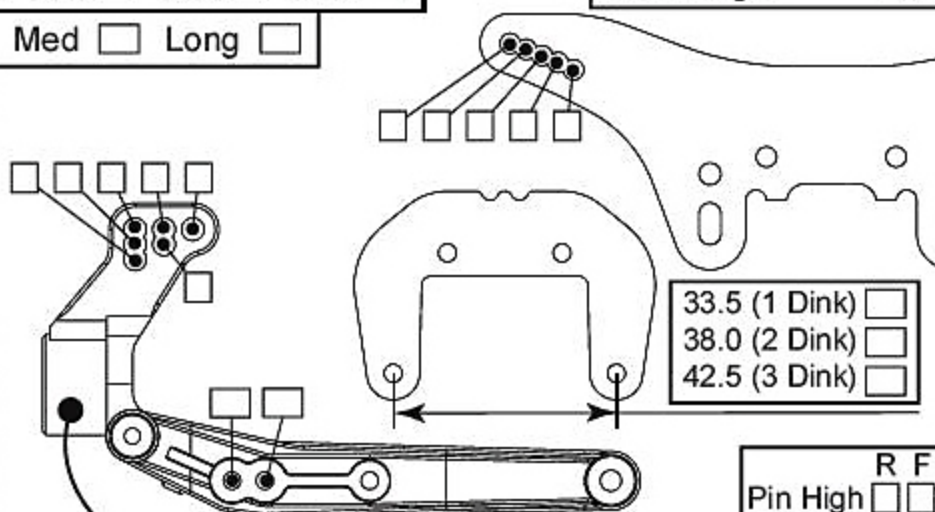
- 0.00 Difference = 0.00° Toe-in ☐
 0.50 Difference = 0.60° Toe-in ☐
 1.00 Difference = 1.30° Toe-in ☐
 1.50 Difference = 1.95° Toe-in ☐
 2.00 Difference = 2.60° Toe-in ☐
 2.50 Difference = 3.25° Toe-in ☐
 3.00 Difference = 3.90° Toe-in ☐

Rear mm Front mm

Blocks Moulded ☐ Alloy ☐

Camber at Ride Height Deg

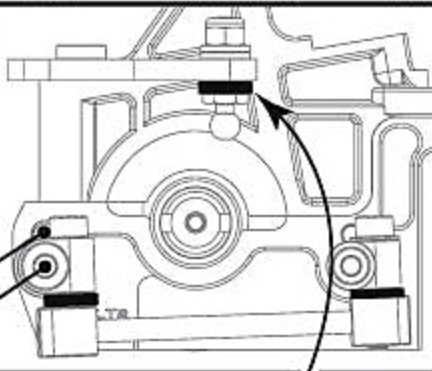
Ride Height mm

Rear Hub Carrier Alloy ☐ Std ☐Alloy Hub Carrier +1° ☐ -1° ☐

Anti-squat Washers

- 0.00 Difference = 0.00° Toe-in ☐
 0.50 Difference = 0.60° Toe-in ☐
 1.00 Difference = 1.30° Toe-in ☐
 1.50 Difference = 1.95° Toe-in ☐
 2.00 Difference = 2.60° Toe-in ☐
 2.50 Difference = 3.25° Toe-in ☐
 3.00 Difference = 3.90° Toe-in ☐

Rear mm Front mm



Link Washers mm

Front Suspension

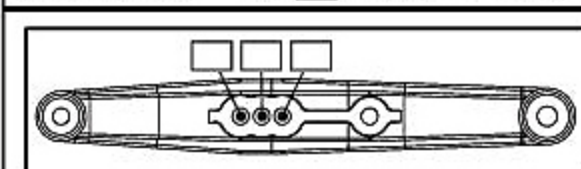
Anti roll bar No ☐ 1.00 ☐ 1.20 ☐ 1.40 ☐ 1.60 ☐

Camber at Ride Height Deg

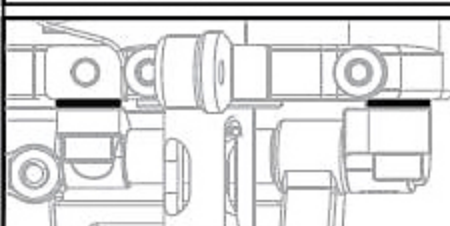
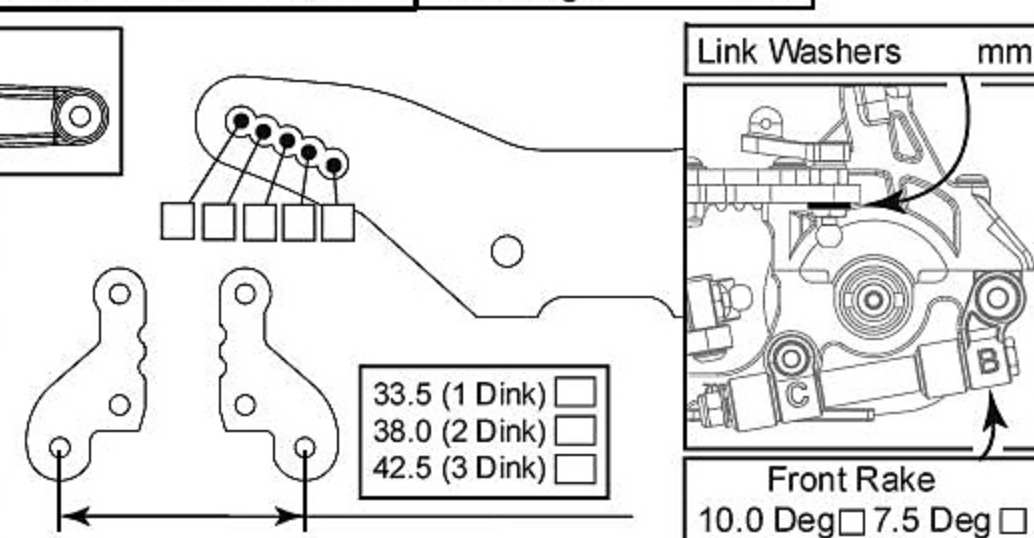
Ride Height mm

Toe-In Deg

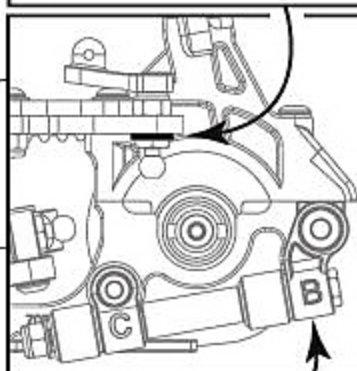
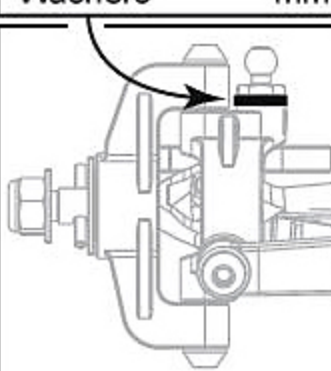
Washers mm



Track Washers mm

Blocks Moulded ☐ Alloy ☐

Link Washers mm

Front Rake 10.0 Deg ☐ 7.5 Deg ☐

Front Yoke

(Kit)

12.5 ☐ 10.0 ☐ 7.5 ☐