

Driver & Event	
Name	
Date	Event
Weather	
Result	

Track Conditions	
Grip Level	High <input type="checkbox"/> Med <input type="checkbox"/> Low <input type="checkbox"/>
Type	Tight <input type="checkbox"/> Open <input type="checkbox"/> Mixed <input type="checkbox"/>
Surface	Clay <input type="checkbox"/> Astro <input type="checkbox"/> Grass <input type="checkbox"/> Mixed <input type="checkbox"/> Carpet <input type="checkbox"/>
Condition	Smooth <input type="checkbox"/> Bumpy <input type="checkbox"/>

Diff Type	
Ball <input type="checkbox"/> Gear <input type="checkbox"/>	Diff Oil
Diff Height	High <input type="checkbox"/> Mid <input type="checkbox"/> Low <input type="checkbox"/>


Electrics & Chassis	
E.S.C	
Servo	
Reciever	Lipo
Front Top Deck	Yes <input type="checkbox"/> No <input type="checkbox"/>
Shorty LiPo	Front <input type="checkbox"/> Middle <input type="checkbox"/> Rear <input type="checkbox"/>
Chassis	Alloy <input type="checkbox"/> Carbon <input type="checkbox"/>

Wheels & Tyres	
Rr Tyre	
Rr Wheel	
Rr Insert	
Fr Tyre	
Fr Wheel	
Fr Insert	


Motor & Gearing	
Motor	
Rotor Diameter	mm
Timing	Deg
Spur	
Pinion	

Other settings	
Car Weight	g
Wing Gurney Height Front	mm
Wing Gurney Height Rear	mm
Front Wing	<input type="checkbox"/> small <input type="checkbox"/> big <input type="checkbox"/>
Alloy Sidepods	<input type="checkbox"/>
Front Brass Weight	<input type="checkbox"/>
Multi Plate Slipper	<input type="checkbox"/>
Narrow Rear Wheel Hex	<input type="checkbox"/>

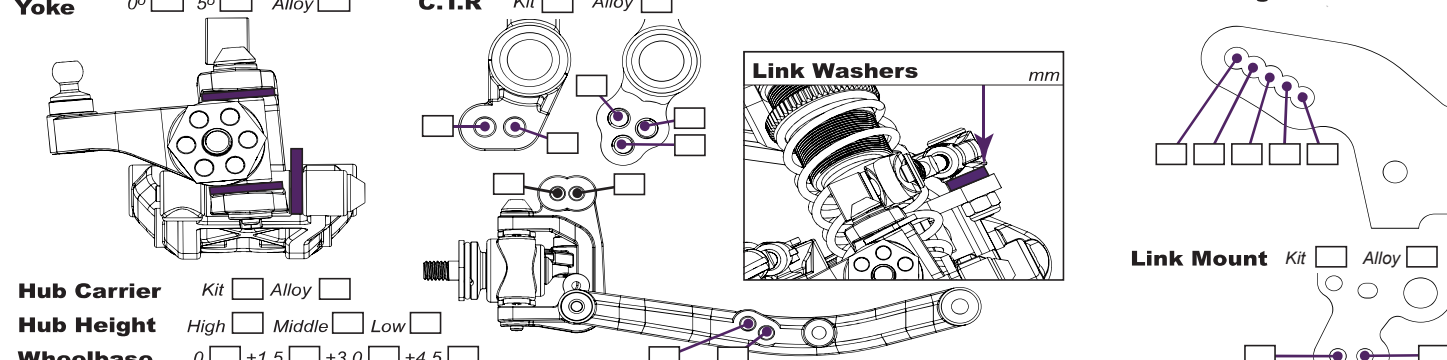
Front Shocks	
Spring	Shock Cap Sealed <input type="checkbox"/>
Oil	Vented <input type="checkbox"/> Aeration <input type="checkbox"/>
Piston	Drilled <input type="checkbox"/>
Internal Limiters	Small Bore Shocks <input type="checkbox"/>



Rear Shocks	
Spring	Shock Cap Sealed <input type="checkbox"/>
Oil	Vented <input type="checkbox"/> Aeration <input type="checkbox"/>
Piston	Drilled <input type="checkbox"/>
Internal Limiters	Small Bore Shocks <input type="checkbox"/>
Shock Postion	Rear Mounted <input type="checkbox"/> Front Mounted <input type="checkbox"/>



Front Suspension	
Toe	Deg
Yoke	0° <input type="checkbox"/> 5° <input type="checkbox"/> Alloy <input type="checkbox"/>
Anti Roll Bar	No <input type="checkbox"/> 0.9 <input type="checkbox"/> 1.1 <input type="checkbox"/> 1.2 <input type="checkbox"/> 1.3 <input type="checkbox"/>
C.T.R	Kit <input type="checkbox"/> Alloy <input type="checkbox"/>
Ride Height	mm
Camber at Ride Height	Deg
Hub Carrier	Kit <input type="checkbox"/> Alloy <input type="checkbox"/>
Hub Height	High <input type="checkbox"/> Middle <input type="checkbox"/> Low <input type="checkbox"/>
Wheelbase	0 <input type="checkbox"/> +1.5 <input type="checkbox"/> +3.0 <input type="checkbox"/> +4.5 <input type="checkbox"/>
Link Washers	mm
Link Mount	Kit <input type="checkbox"/> Alloy <input type="checkbox"/>



Rear Suspension	
Ride Height	mm
Camber at Ride Height	Deg
Toe In (Kit Blocks)	3° <input type="checkbox"/> 2.5° <input type="checkbox"/>
Toe In (4/1.5° Blocks)	4° <input type="checkbox"/> 1.5° <input type="checkbox"/>
Anti Roll Bar	None <input type="checkbox"/> 1.0 <input type="checkbox"/> 1.2 <input type="checkbox"/> 1.4 <input type="checkbox"/> 1.6 <input type="checkbox"/>
Wing Washer	No <input type="checkbox"/> Yes <input type="checkbox"/>
Hub Washers	mm
Link Washers	mm
Anti-squat	1° <input type="checkbox"/> 2° <input type="checkbox"/> 3° <input type="checkbox"/> 4° <input type="checkbox"/>
Rear Strap	Kit <input type="checkbox"/> Wide Brass 3.5° <input type="checkbox"/>
Hub Carrier	Kit <input type="checkbox"/>
Alloy	+1° <input type="checkbox"/> -1° <input type="checkbox"/>
Brass insert	Hi-Pin <input type="checkbox"/> Low-Pin <input type="checkbox"/>
Wheelbase	Short <input type="checkbox"/> Med <input type="checkbox"/> Long <input type="checkbox"/>

