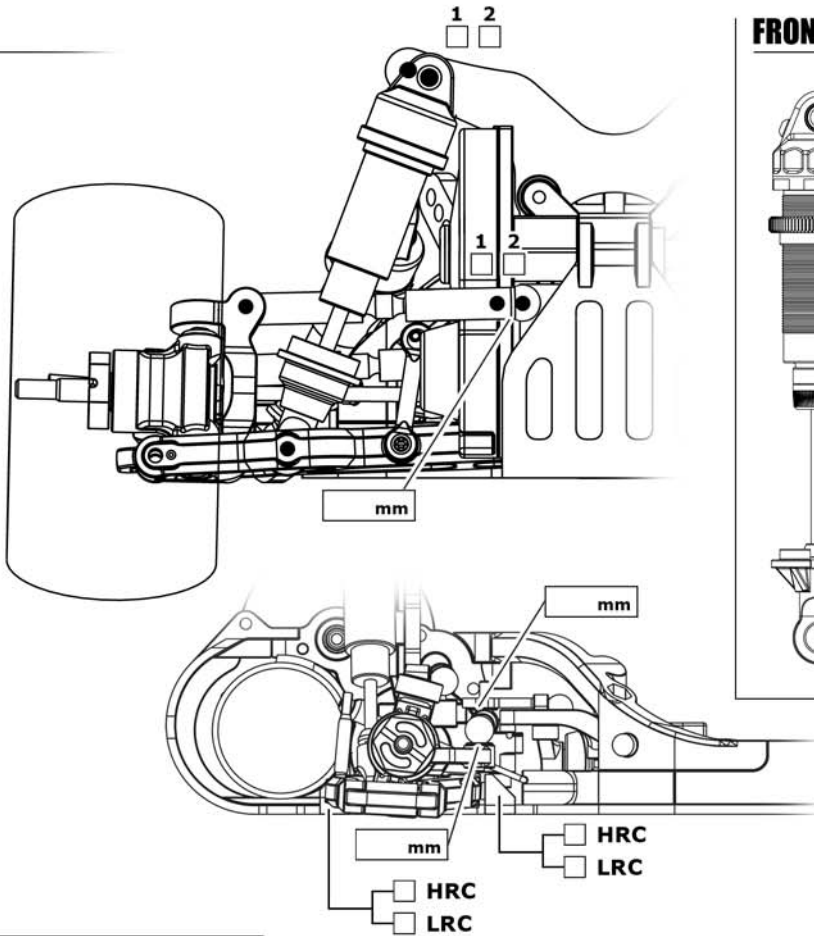
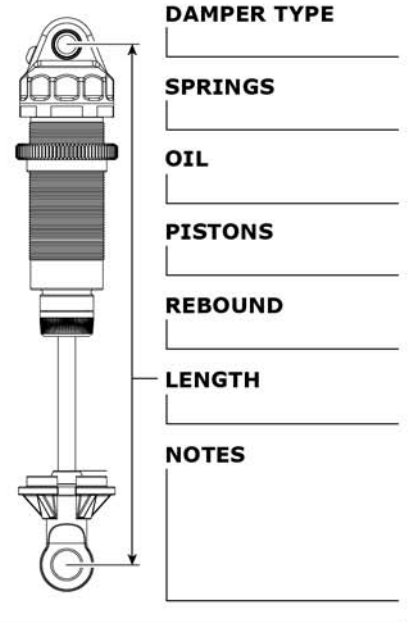


## FRONT GEOMETRY

- RIDE HEIGHT \_\_\_\_\_
- DROOP \_\_\_\_\_
- TOE IN/OUT \_\_\_\_\_
- CASTER \_\_\_\_\_
- STABILIZER \_\_\_\_\_
- CAMBER \_\_\_\_\_
- NOTES \_\_\_\_\_

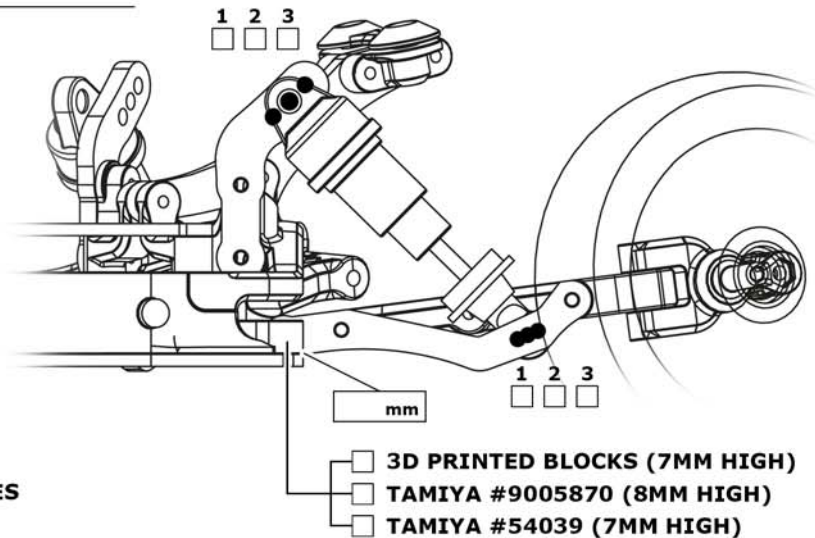


## FRONT SHOCKS



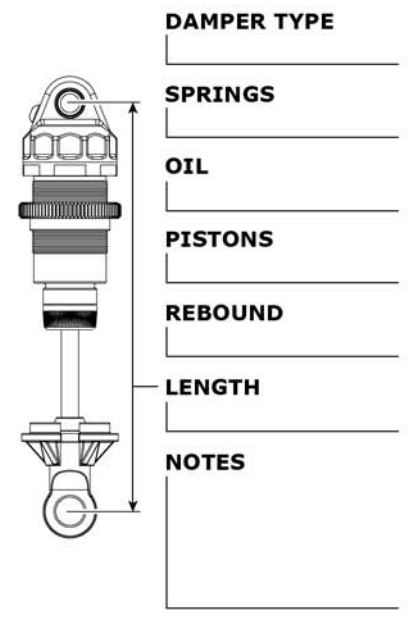
## REAR GEOMETRY

- RIDE HEIGHT \_\_\_\_\_
- DROOP \_\_\_\_\_
- TOE IN/OUT \_\_\_\_\_
- STABILIZER \_\_\_\_\_
- CAMBER \_\_\_\_\_



NOTES \_\_\_\_\_

## REAR SHOCKS



### CHASSIS+ELECTRONICS

DIFFERENTIAL  
\_\_\_\_\_

SLIPPER CLUTCH  
\_\_\_\_\_

MOTOR  
\_\_\_\_\_

SPUR GEAR / PINION GEAR  
\_\_\_\_\_

ESC TYPE  
\_\_\_\_\_

PUNCH & BOOST SETTINGS  
\_\_\_\_\_

BRAKE & DRAG BRAKE SETTINGS  
\_\_\_\_\_

SERVO  
\_\_\_\_\_

BATTERY & LOCATION  
\_\_\_\_\_

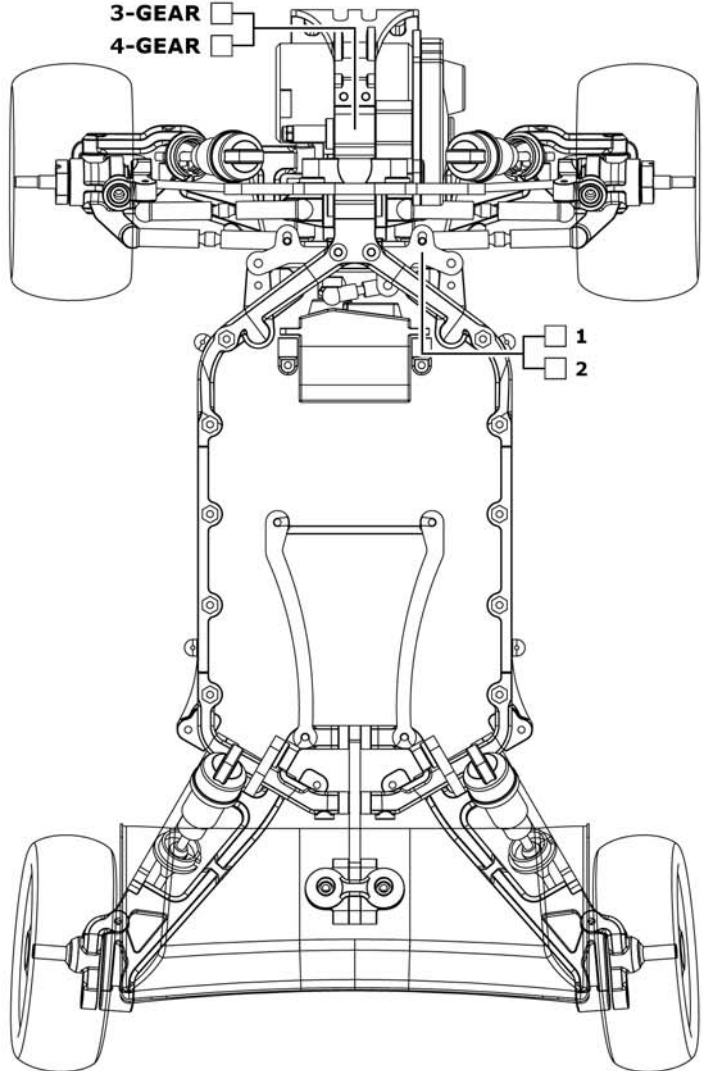
WING  
\_\_\_\_\_

WEIGHT  
\_\_\_\_\_

WEIGHT BALANCE FRONT/REAR  
\_\_\_\_\_

WIDTH FRONT & REAR  
\_\_\_\_\_

NOTES  
\_\_\_\_\_  
\_\_\_\_\_  
\_\_\_\_\_



### FRONT TIRES

BRAND  
\_\_\_\_\_

TREAD+COMPOUND  
\_\_\_\_\_

INSERT  
\_\_\_\_\_

RIMS  
\_\_\_\_\_

NOTES  
\_\_\_\_\_  
\_\_\_\_\_  
\_\_\_\_\_

### REAR TIRES

BRAND  
\_\_\_\_\_

TREAD+COMPOUND  
\_\_\_\_\_

INSERT  
\_\_\_\_\_

RIMS  
\_\_\_\_\_

NOTES  
\_\_\_\_\_  
\_\_\_\_\_  
\_\_\_\_\_

### SETUP COMMENTS

\_\_\_\_\_  
\_\_\_\_\_  
\_\_\_\_\_  
\_\_\_\_\_  
\_\_\_\_\_