

Name: _____	Date: _____ Event: _____
City: _____ State: _____	Track: _____

Track Conditions	<input type="checkbox"/> Indoor	<input type="checkbox"/> Tight	<input type="checkbox"/> Smooth	<input type="checkbox"/> Hard Packed	<input type="checkbox"/> Blue Groove	<input type="checkbox"/> Wet	<input type="checkbox"/> Grass	<input type="checkbox"/> Low Bite	<input type="checkbox"/> High Bite
	<input type="checkbox"/> Outdoor	<input type="checkbox"/> Open	<input type="checkbox"/> Rough	<input type="checkbox"/> Loose/Loamy	<input type="checkbox"/> Dry	<input type="checkbox"/> Dusty	<input type="checkbox"/> Astro Turf	<input type="checkbox"/> Med Bite	<input type="checkbox"/> Other _____

Front Suspension

Toe: _____

Ride Height: _____ Camber: _____

Caster: 0° 5°

Kick Angle: 20° 25° 30°

VLA Setting: Short Arm Long Arm

Oil: _____

Piston: _____

Spring: Standard Low Freq. Color: _____

Front Pivot: Aluminum Plastic HRC

Kick Shim: Brass Plastic

Shock Limiters: _____ Stroke: _____

Shock Location: _____

Steering Type: Slide Rack Bell Cranks

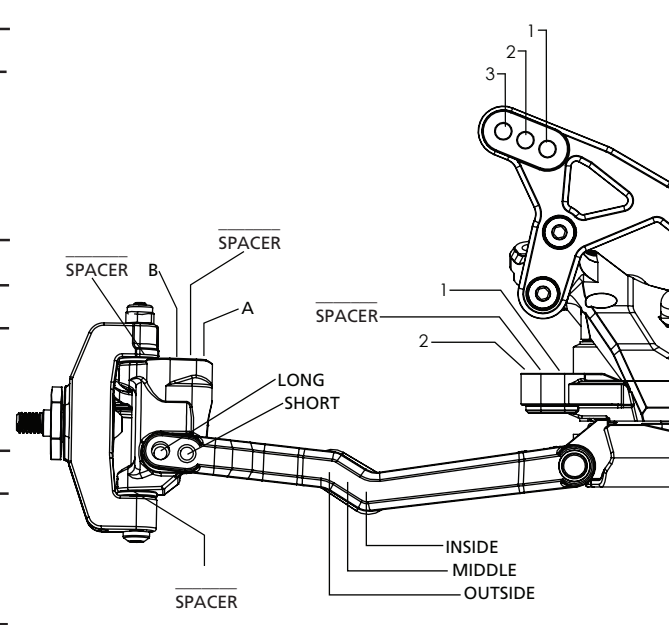
Spindle Ball Stud: Standard Low Mount

Bumper Steer Spacers: _____

Ackermann Ball Stud: Standard Low Mount

Ackermann Spacers: _____

Camber Link: _____



Labels: SPACER, LONG SHORT, INSIDE, MIDDLE, OUTSIDE

Notes: _____

Rear Suspension

Transmission Type: 3-Gear 4-Gear

Toe Inserts: 0.5° 1° 1.5° 2° 2.5° 3° 3.5° 4°

Anti-Squat Inserts: 0° .5° 1° 1.5° 2° 2.5° 3°

Roll Center: Low Roll Center (LRC) High Roll Center (HRC)

Ride Height: _____ Camber: _____

Rear Hub Spacing: _____

Hex Width: _____

Sway Bar: _____

Oil: _____

Piston: _____

Spring: Standard Low Freq. Color: _____

Shock Limiters: _____ Stroke: _____

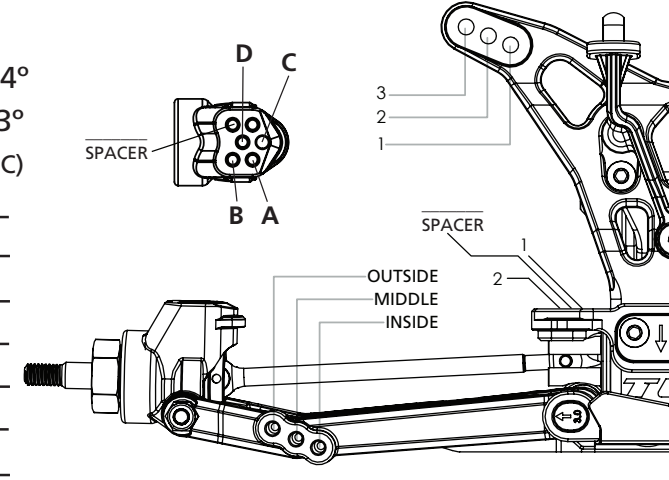
Shock Location: _____

Inner Link Spacer: -1mm 0mm +1mm

Camber Link: _____

Wing/Wickerbill: _____

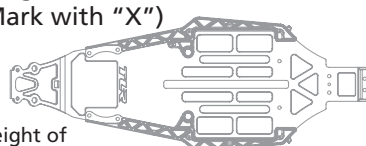
Battery Position: _____



Labels: SPACER, OUTSIDE, MIDDLE, INSIDE

Electronics

Radio: _____	Timing Advance: _____
Servo: _____	Throttle/Brake Expo: _____
ESC: _____	Servo Expo: _____
Initial Brake: _____	Throttle/Brake EPA: _____
Drag Brake: _____	Motor: _____
Throttle Profile: _____	Pinion: _____ Spur: _____
	Battery: _____

<p>Weight Placement (Mark with "X")</p>  <p>Weight of each piece _____ oz./g</p>	<p>Tires</p> <p>Front: _____</p> <p>Rear: _____</p> <p>Notes: _____</p>	<table border="1" style="width:100%; border-collapse: collapse;"> <tr> <th style="width:33%;">Compound</th> <th style="width:33%;">Insert</th> <th style="width:33%;">Additive</th> </tr> <tr> <td>_____</td> <td>_____</td> <td>_____</td> </tr> <tr> <td>_____</td> <td>_____</td> <td>_____</td> </tr> </table>	Compound	Insert	Additive	_____	_____	_____	_____	_____	_____	
Compound	Insert	Additive										
_____	_____	_____										
_____	_____	_____										