

# Setup Sheet

Track: New Standard Setup

Driver: Matt Francis

- |  |                                 |                                      |
|--|---------------------------------|--------------------------------------|
| <input type="checkbox"/> Indoor                                | <input type="checkbox"/> Smooth | <input type="checkbox"/> Slippery    |
| <input type="checkbox"/> Outdoor                               | <input type="checkbox"/> Rough  | <input type="checkbox"/> High-Bite   |
| <input type="checkbox"/> Tight / <input type="checkbox"/> Open |                                 | <input type="checkbox"/> Blue-Groove |

Date: January 2003

## FRONT SUSPENSION (Circle or Check the Appropriate Settings)

Toe  In 1 °  
 Out 1 °

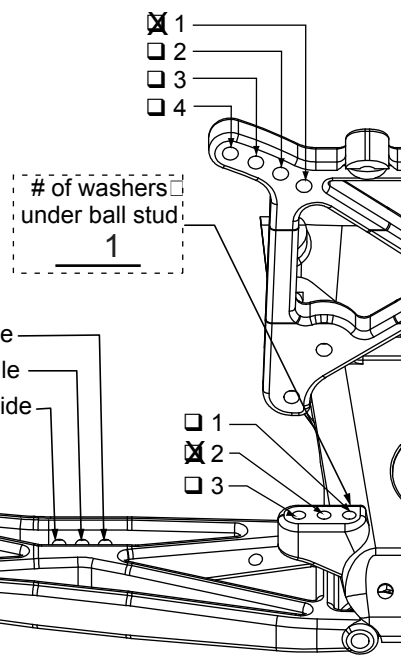
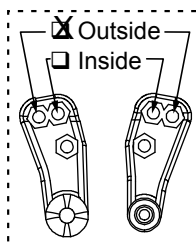
Ride Height Arms level

Camber  - 1/2 °  
 + 1/2 °

Caster  Stock 0 °  
 Other         

Sway Bar  No size           
 Yes size         

# of washers under steering / tie-rod ball studs  
 Spindle ball stud: 2  
 Bellcrank ball stud: 0



### Front Shocks

Oil: 30 wt Losi  
 Piston: 57  Standard /  Drilled  
 Spring: Orange  
 Limiters:  Inside- .200  Outside- 0

Spindle Location  
 Top  
 Middle  
 Bottom

## REAR SUSPENSION

Toe-In  Inside 3 °  
 Outside          °

Pivot Support 2  No Shim  
 Shim Under Front  
 Shim Under Rear > # of shims:         

Ride Height Bones level

Camber  - 1/2 °  
 + 1/2 °

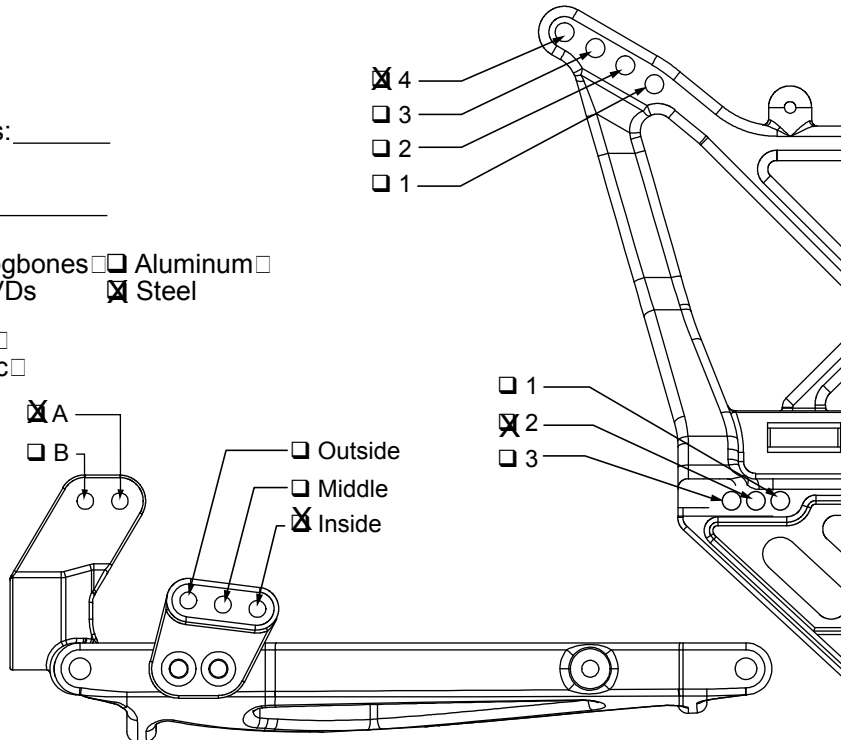
Drive Shafts  Dogbones  Aluminum  
 CVDs  Steel

Rear Hub Spacing  Forward  
 Center  Rear  
 Outdrives  Steel  
 Plastic

Sway Bar  No  
 Yes size .060

### Rear Shocks

Oil: 27.5 wt Losi  
 Piston: 56  Standard /  Drilled  
 Spring: Red  
 Limiters:  Inside- .060  Outside- 0



Tires  
 Front: Tire best for your track  
 Rear:           
 Compound           
 Foam         

Motor:          Pinion/Spur:          /           
 Battery Position: Middle

Notes: