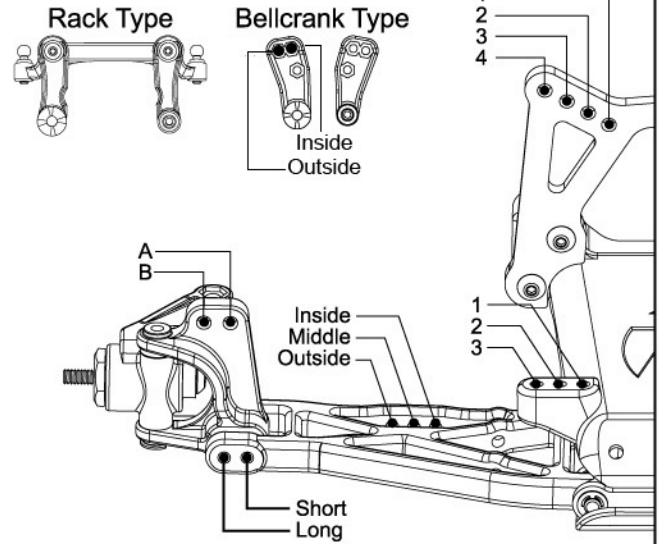


Name: _____	Date: _____
City: _____	Event: _____
State: _____	Track: _____

Track  Indoor  Tight  Smooth  Hard Packed  Blue Groove  Wet  Low Bite  High Bite  
 Conditions  Outdoor  Open  Rough  Loose/Loamy  Dry  Dusty  Med Bite  Other \_\_\_\_\_

## Front Suspension

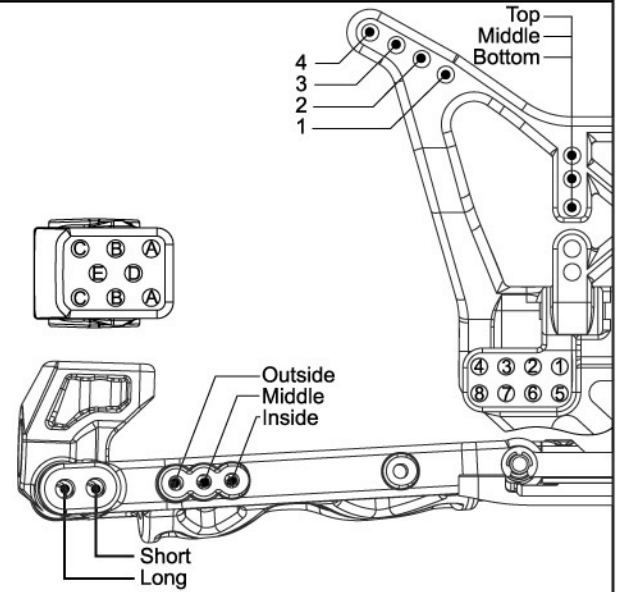
Toe: \_\_\_\_\_  
 Ride Height: \_\_\_\_\_  
 Camber: \_\_\_\_\_  
 Caster: \_\_\_\_\_  
 Sway Bar: \_\_\_\_\_  
 Oil: \_\_\_\_\_  
 Piston: \_\_\_\_\_  
 Spring: \_\_\_\_\_  
 Limiters: \_\_\_\_\_  
 Spindle Height: \_\_\_\_\_  
 Axle Spacer: \_\_\_\_\_  
 Steering Type: \_\_\_\_\_  
 Bump Steer: \_\_\_\_\_  
 Camber Link: \_\_\_\_\_  
 Shock Location: \_\_\_\_\_  
 VLA: \_\_\_\_\_  
 Front Wing: \_\_\_\_\_



Notes: \_\_\_\_\_  
 \_\_\_\_\_  
 \_\_\_\_\_

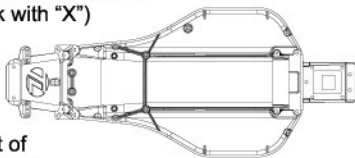
## Rear Suspension

Toe: \_\_\_\_\_  
 Pivot Support: \_\_\_\_\_  
 Ride Height: \_\_\_\_\_  
 Camber: \_\_\_\_\_  
 Rear Hub Spacing: \_\_\_\_\_  
 Drive Shafts/Outdrives: \_\_\_\_\_  
 Sway Bar: \_\_\_\_\_  
 Oil: \_\_\_\_\_  
 Piston: \_\_\_\_\_  
 Spring: \_\_\_\_\_  
 Limiters: \_\_\_\_\_  
 Camber Link: \_\_\_\_\_  
 Shock Location: \_\_\_\_\_  
 VLA: \_\_\_\_\_  
 Wing Position/Mount: \_\_\_\_\_  
 Body & Wing Type: \_\_\_\_\_  
 Battery Position: \_\_\_\_\_



Notes: \_\_\_\_\_  
 \_\_\_\_\_  
 \_\_\_\_\_

Weight Placement  
(Mark with "X")



Weight of each piece \_\_\_\_\_ oz.

Tires: _____	Type _____	Compound _____	Insert _____	Additive _____	Motor: _____
Front: _____	_____	_____	_____	_____	Spur: _____
Rear: _____	_____	_____	_____	_____	Pinon: _____

Notes: \_\_\_\_\_  
 \_\_\_\_\_