



Setup Sheet

Driver: Todd Hodge

Date: January 2001

Track: Standard Setup

☐ Indoor
☒ Outdoor

☒ Slick
☐ Loose-Dirt
☒ Blue-Groove

☒ Smooth
☐ Rough
☐ Extra-Rough

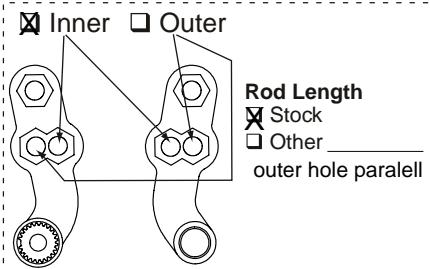
Front Suspension (Circle or Check the Appropriate Settings)

Toe ☐ In 1°
☒ Out

Ride Height Bones just below level

Camber ☒ - 2°
☐ +

Caster ☒ Stock 0°
☐ Other



Diff ☒ Plastic ☐ Steel
Drive Shafts ☐ Dogbone ☒ Aluminum ☒ CVD ☐ Steel

Front Shocks

Oil: 15 Wt Losi

Piston: 770 ☐ Standard / ☒ Drilled

Spring: Orange

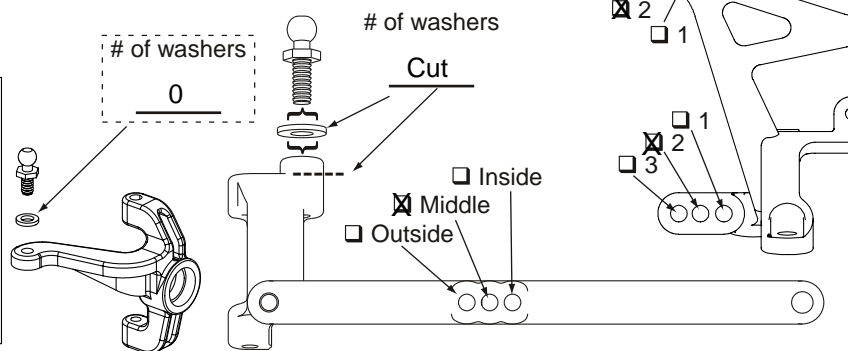
Internal Spring: No

Limiters: ☐ Inside- .090 ☐ Outside- 0

Notes:

Sway Bar

☒ No
☐ Yes size



Rear Suspension

Toe-In ☒ Inside 3°
☐ Outside

Ride Height Bones Level

Camber ☒ - 2°
☐ +

Pivot Support 2 ☒ No Shim
☐ Shim Under Front ☐ Shim Under Rear

Diff ☒ Plastic ☐ Steel
Drive Shafts ☒ Dogbone ☐ Aluminum ☒ CVD ☒ Steel ☐ Sliders ☐ Plastic

Rear Shocks

Oil: 40 Wt Losi

Piston: 54 ☒ Standard / ☐ Drilled

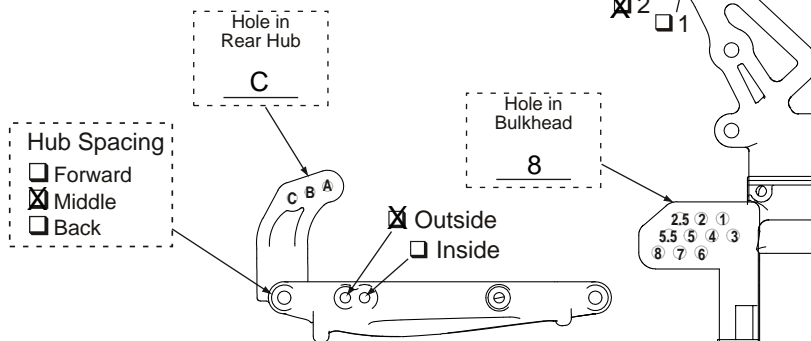
Spring: Pink

Limiters: ☒ Inside- .120 ☒ Outside- .240

Notes:

Sway Bar

☒ No
☐ Yes size



Tires

Front: 7285 4wd Taper Pin

Rear: 7372 Taper Pin

Compound

Red

Red

Foam

3/4 Firm Rear Losi

Firm Losi

Motor: 9x3

Pinion: 17

Spur: 84

Wing Setup: _____

Clicker Adjustment: ☐ Locked ☒ One-Way: ☒ Soft Spring

Slipper: ☐ Yes ☒ No

☐ Stiff Spring Loose

Battery Placement: ☒ Back ☐ Forward ☐ Other: _____

Notes: Worlds Edition Kit