
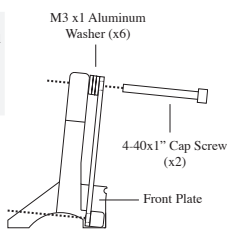


Shock Tower Brace Set for Losi XX4

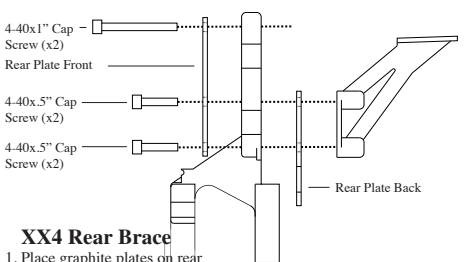


Note: These braces were created to improve durability of the existing molded shocktowers they will not necessarily keep the tower from cracking or breaking but in most cases they will allow you to finish a race without a DNF



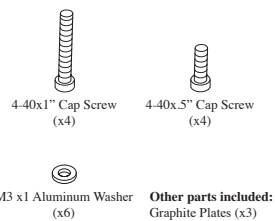
XX4 Front Brace

1. Place graphite front plate on front tower as shown in figure 1.
Note: lower portion of brace is in front of roll center adjustment holes.
2. Choose roll center and shock tower placement and install screws.
3. Use 4-40x1" screw for shock placement installing the M3 x 1 Aluminum Washers (x3) between the tower and the Brace as shown.



XX4 Rear Brace

1. Place graphite plates on rear bulkhead/tower as shown in figure 1.
Note: the plates must be installed on each side of the tower as shown.
2. Install the rear wing supports using the supplied .5" screws.
3. Choose placement and install shocks using the supplied 1" screws.



1230P N Jefferson Street Anaheim CA 92807 •
714.630.9015 • 714.630.6250 FAX •
<http://www.penguinrc.com>