

NAME: _____ DATE: _____ EVENT: _____ TRACK: _____

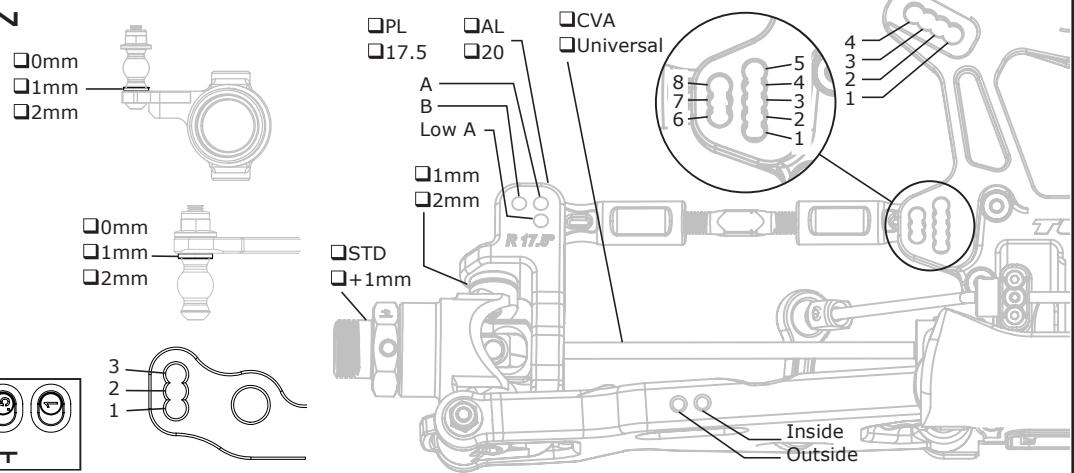
TRACK CONDITIONS

<input type="checkbox"/> Indoor	<input type="checkbox"/> Tight	<input type="checkbox"/> Smooth	<input type="checkbox"/> Hard Packed	<input type="checkbox"/> Blue Groove	<input type="checkbox"/> Wet	<input type="checkbox"/> Low Bite	<input type="checkbox"/> High Bite
<input type="checkbox"/> Outdoor	<input type="checkbox"/> Open	<input type="checkbox"/> Rough	<input type="checkbox"/> Loose/Loamy	<input type="checkbox"/> Dry	<input type="checkbox"/> Dusty	<input type="checkbox"/> Med Bite	<input type="checkbox"/>

Comments

FRONT SUSPENSION

Ride Height	<input type="checkbox"/> 0mm
Camber	<input type="checkbox"/> 1mm
Toe	<input type="checkbox"/> 2mm
Sway Bar	<input type="checkbox"/> 0mm
	<input type="checkbox"/> 1mm
	<input type="checkbox"/> 2mm



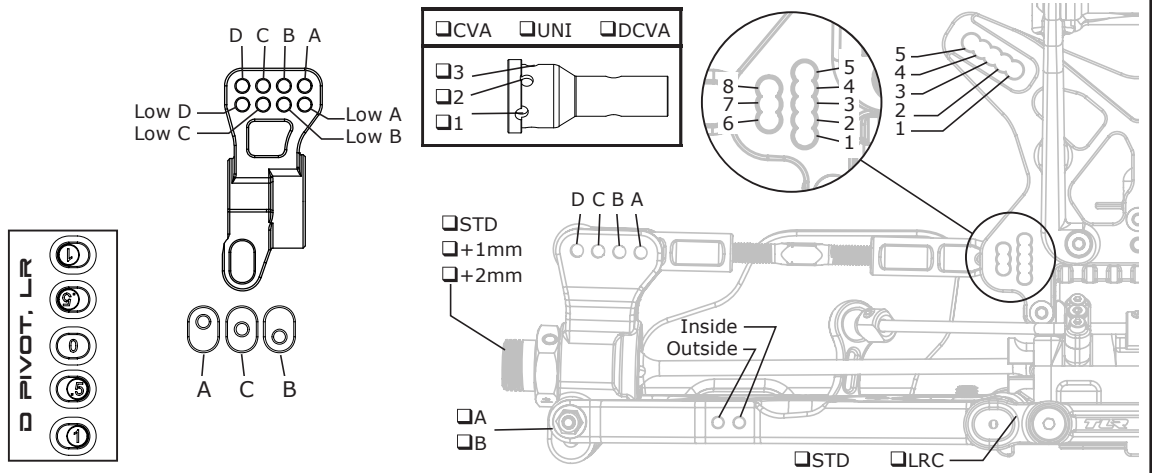
Notes

A-PIVOT **B-PIVOT**

REAR SUSPENSION

Ride Height
Camber
Sway Bar

Notes



D PIVOT, LR

CHASSIS

DIFFERENTIALS

	FRONT		CENTER		REAR	
Fluid						
Pin	<input type="checkbox"/> AL <input type="checkbox"/> STL	<input type="checkbox"/> AL <input type="checkbox"/> STL	<input type="checkbox"/> AL <input type="checkbox"/> STL	<input type="checkbox"/> AL <input type="checkbox"/> STL	<input type="checkbox"/> AL <input type="checkbox"/> STL	<input type="checkbox"/> AL <input type="checkbox"/> STL
Case	<input type="checkbox"/> STD <input type="checkbox"/> HD	<input type="checkbox"/> STD <input type="checkbox"/> HD	<input type="checkbox"/> STD <input type="checkbox"/> HD	<input type="checkbox"/> STD <input type="checkbox"/> HD	<input type="checkbox"/> STD <input type="checkbox"/> HD	<input type="checkbox"/> STD <input type="checkbox"/> HD

WING

Brand _____

Riser

Wicker Bill

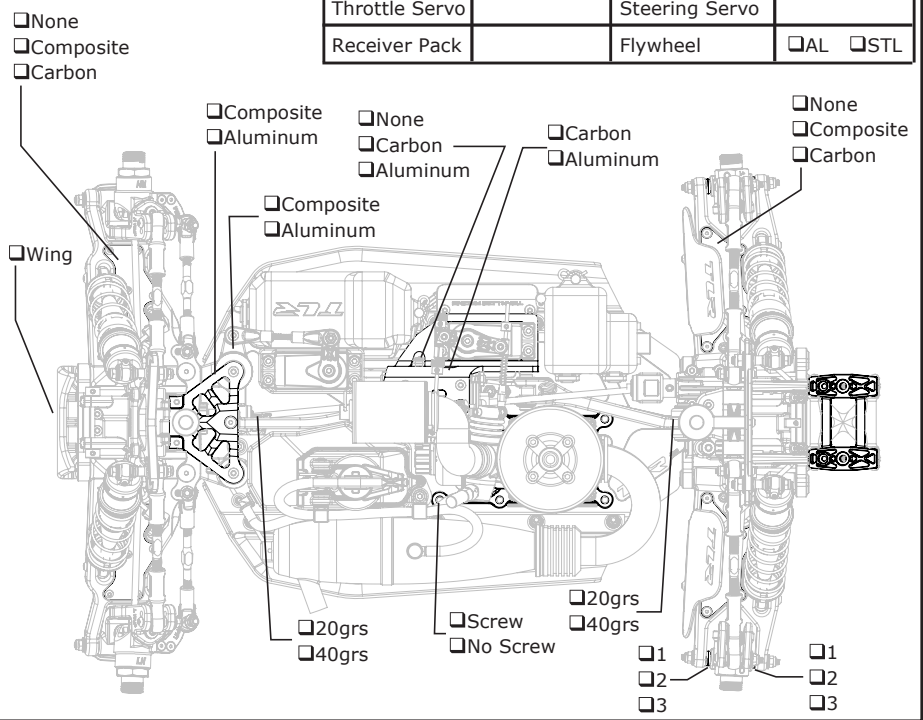
Fwd Back

ENGINE AND CLUTCH

Engine		Fuel	
Glow Plug		Head Clearance	
Pipe/Header		Gearing	
Clutch Shoes		Clutch Springs	
Throttle Servo		Steering Servo	
Receiver Pack		Flywheel	<input type="checkbox"/> AL <input type="checkbox"/> STL

SHOCKS

	FRONT		REAR	
Shock Type	<input type="checkbox"/> Bladder <input type="checkbox"/> Re Bladder <input type="checkbox"/> Emulsion <input type="checkbox"/> Vented	<input type="checkbox"/> Bladder <input type="checkbox"/> Re Bladder <input type="checkbox"/> Emulsion <input type="checkbox"/> Vented	<input type="checkbox"/> Bladder <input type="checkbox"/> Re Bladder <input type="checkbox"/> Emulsion <input type="checkbox"/> Vented	<input type="checkbox"/> Bladder <input type="checkbox"/> Re Bladder <input type="checkbox"/> Emulsion <input type="checkbox"/> Vented
Shaft Diam	<input type="checkbox"/> 3.5 <input type="checkbox"/> 4.0	<input type="checkbox"/> 3.5 <input type="checkbox"/> 4.0	<input type="checkbox"/> 3.5 <input type="checkbox"/> 4.0	<input type="checkbox"/> 3.5 <input type="checkbox"/> 4.0
Piston				
Oil				
Spring				
Stroke				
Droop				



TIRES

	FRONT	REAR
Brand		
Tread		
Compound		
Insert		
Additive		