

NAME: _____ **DATE:** _____ **EVENT:** _____ **TRACK:** _____

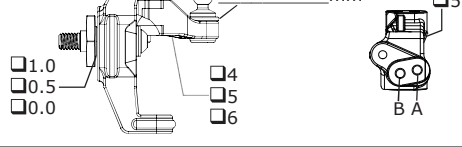
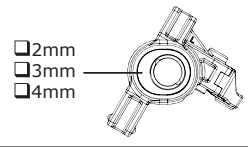
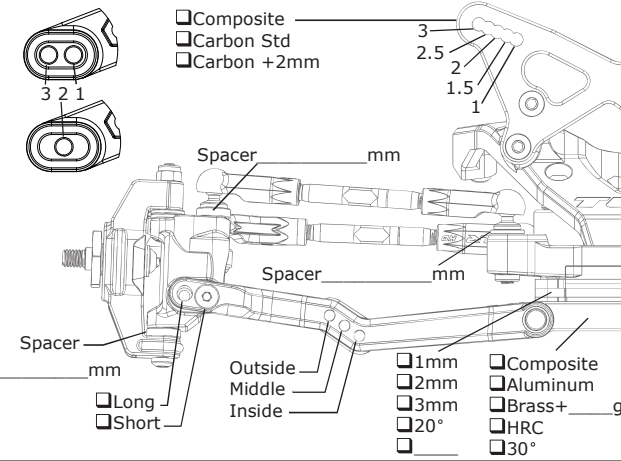
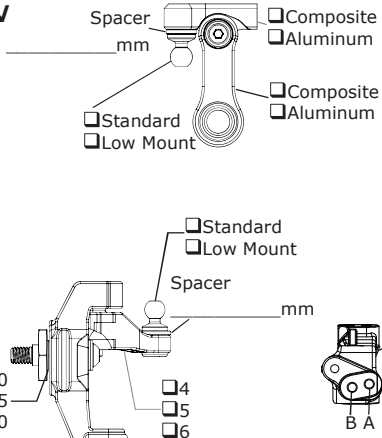
TRACK CONDITIONS

- Indoor Tight Smooth Hard Packed Blue Groove Dry Low Bite Med Bite High Bite
 Outdoor Open Rough Loose/Loamy _____ Wet Dusty _____

FRONT SUSPENSION

Ride Height	mm
Camber	°
Toe	°
Sway Bar	mm

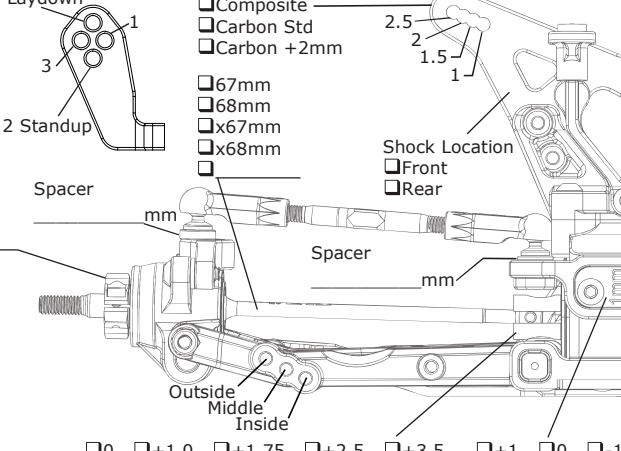
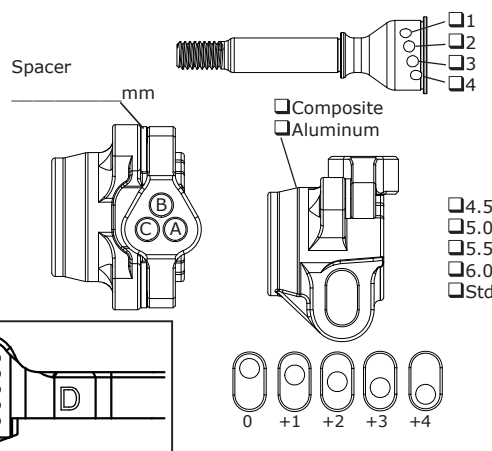
Notes



REAR SUSPENSION

Ride Height	mm
Camber	°
Sway Bar	mm

Notes



CHASSIS

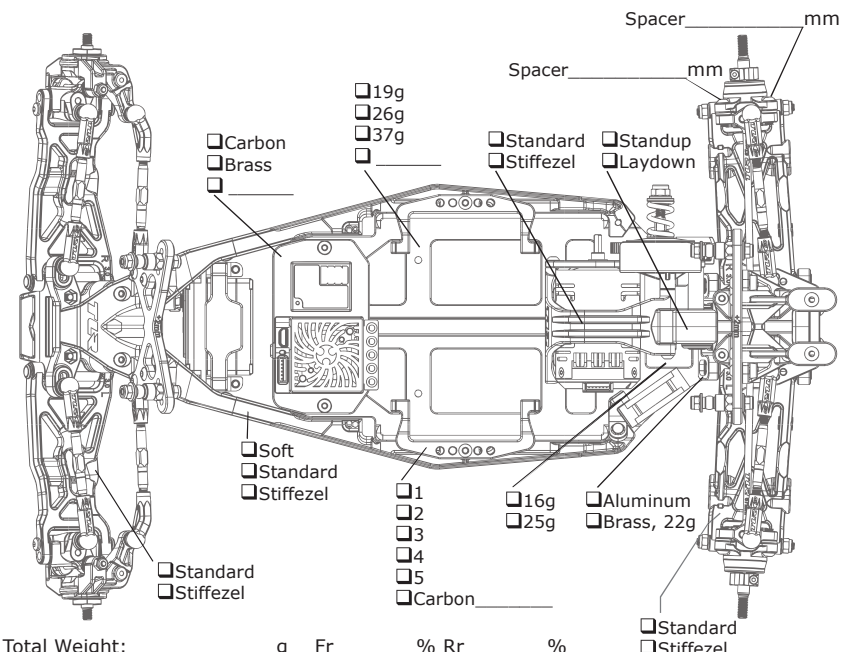
DRIVETRAIN	Differential Type <input type="checkbox"/> Ball <input type="checkbox"/> Gear
	Setting/Fluid _____
	Internal Gears <input type="checkbox"/> Steel <input type="checkbox"/> Composite
	Planetary Gears <input type="checkbox"/> 2 <input type="checkbox"/> 4
	Slipper <input type="checkbox"/> Slipper <input type="checkbox"/> Direct Drive
	Slipper Pads <input type="checkbox"/> Torque/Yellow <input type="checkbox"/> Drive/Orange

AERODYNAMICS	Body _____
	Fr Wing _____
	Rr Wing _____
	Wicker _____
	Angle _____ °
	Notes _____

TIRES	Front	Rear
Tires		
Compound		
Insert		
Additive		
Wheel		
Notes	_____	

SHOCKS	Front	Rear
Shock Cap		
Oil		
Piston	<input type="checkbox"/> Thin	<input type="checkbox"/> Thin
Spring		
Limiters Int	mm	mm
Shaft Diam	<input type="checkbox"/> 3.0mm <input type="checkbox"/> 3.5mm	<input type="checkbox"/> 3.0mm <input type="checkbox"/> 3.5mm
Limiters Out	mm	mm
Stroke	mm	mm
Eyelet	<input type="checkbox"/> Std <input type="checkbox"/> +2mm	<input type="checkbox"/> Std <input type="checkbox"/> +2mm
Spring Cup	<input type="checkbox"/> Low <input type="checkbox"/> Mid <input type="checkbox"/> High	<input type="checkbox"/> Low <input type="checkbox"/> Mid <input type="checkbox"/> High
Notes	_____	

ELECTRONICS	ESC
Radio	ESC
Servo	Th Prof
Battery	Timing
Battery Wt	g Initial Brake
Motor	Drag Brake
Ratio	/ Th/Bra EPA /



Total Weight: _____ g Fr _____ % Rr _____ %