

NAME: John Olafson

DATE: 12/07/2019 EVENT: Gone Bananas



CITY: Ashley

STATE: IN

TRACK: Finishline Raceway

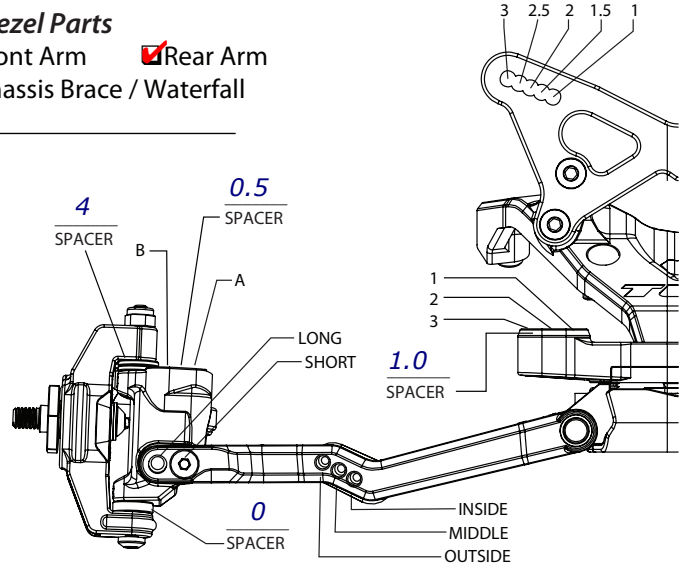
TRACK CONDITIONS: Dirt Carpet Tight Smooth Hard Packed Dry Traction: Low Medium High Clay Astrotruf Open Rough Loamy Wet Notes: Gone Bananas Foam Tires

FRONT SUSPENSION

Toe: 0 Camber: -1.5
Ride Height: 15 Caster Block: 0 5
Kick Shim(s): 1mm 2mm Wedge (20)
VLA Setting: Short Arm Long Arm
Front Pivot: Alum Composite Brass
Pivot Height: SLRC LRC MRC HRC
Piston: 2x1.6 thin Oil: 37.5
Spring: TLR Sky Blue LF Sway Bar: 1.2
Limiters - Internal: 2 External: 0 Stroke: 24.5
Shock Eyelet: Std +2 Shock Location: 2-middle
Spindle Steering Arm: 4 5 6
Spindle Ball Stud: Std Low Spacers 1
Draglink Ball Stud: Std Low Spacers 0
Axle Spacing: 0 +0.5mm +1mm
Trail: 2mm 3mm 4mm
Camberlink - Inner: 1 2 3 Outer: A B
Tower: Stiffezel Carbon Carbon+2mm
Mud Guard: Soft Std Stiffezel
Front Wheel: Std Stiffezel
Front Wing: Low High Narrow High Wide

Stiffezel Parts

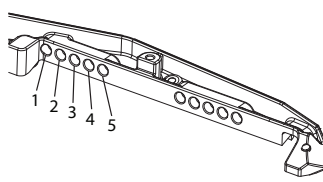
Front Arm Rear Arm
Chassis Brace / Waterfall



NOTES

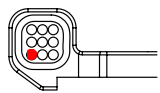
REAR SUSPENSION

Configuration: Laydown Standup
Diff. Height: 0 +1 +1.75 +2.5 +3.5
Axle Height: 0 +1 +2 +3 +4
Ride Height: 15 Camber: -1.5
Hub Spacing: 2 Fr 2Rr Hex Width: STD
Piston: 2x1.9 thin Oil: 32.5
Spring: TLR LF Pink Sway Bar: 1.0
Limiters - Internal: 0 External: 0 Stroke: 32.5
Shock Eyelet: Std +2 Shock Location: 2-middle
Shock Mounting: Front Rear Shaft Dia: 3.0 3.5
Tower: Stiffezel Carbon Carbon+2mm
Camber Block Spacer: 1mm 0mm 1mm
Camberlink - Inner: 1 2 3
Camberlink - Outer: A B C
Battery Position: 1 2 3 4 5
Wing/Wickerbill: TLR Cut to leave last ridge, untrimmed otherwise
Wing Angle: 0 2 4 Wing Height:
Diff. Type: Ball Gear Setting: 7k
Gear Diff: Composite Steel Gears: 2 4
Driveshaft: CVA Universal Length:
CV Pin Position: 1 2 3 4
Direct Drive Slipper Pads: Torque (Yel) Drive (Org)

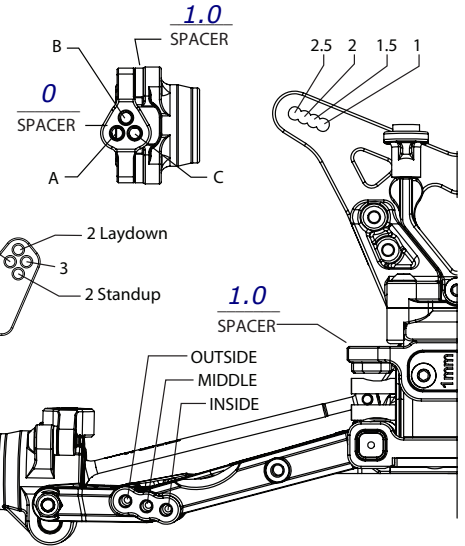
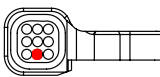


C-Mount

D-Mount



D-Mount



ELECTRONICS

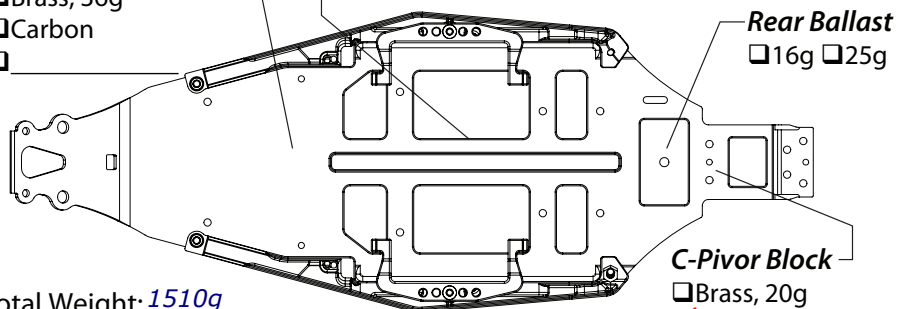
Radio: Futaba 4PV Timing Advance: blinky
Servo: Spektrum 6240 w/metal top case Steering Expo: -10%
ESC: HW XR10 PRO G2 Th/Brake EPA: -5%
Initial Brake: drag brake Motor: Xfactor 17.5
Drag Brake: 5% Pinion/Spur: 25/72
Th Profile: linear Battery: SMC LCG 4000
Battery Weight: 167g

TYRES

Thread: Gone Bananas Foam
Compound: v2
Insert: N/A
Sauce: SXT 3.0
Tread Level: Pin Ghost Pin Slicks

CHASSIS

Electronics Plate: Brass, 36g Carbon
Battery Plate: 19g 26g 37g +19g also
Rear Ballast: 16g 25g
C-Pivot Block: Brass, 20g Aluminium
Total Weight: 1510g
FR: % RR: %



NOTES