

Name _____ Date _____ Track / City _____ Event _____

Front Suspension

Shock Position:



Shock Stay:

- Std.
- Carbon (LAW58)
- _____


Lower Sus Holder Block:

Front _____ Rear _____

Lower Sus Holder Spacer:

Front _____ mm Rear _____ mm

Upper Arm Position:



4.8mm Ball Stud:

- UM129 (Std)
- 97050M

Upper Spacer: _____ mm

Camber: _____ °

- +

Spacer: _____ mm

Axle-Height Spacer:

- Up
- Down

Caster Block:

- 7°
- 10°
- 13°

Bump Steer Spacer: _____ mm

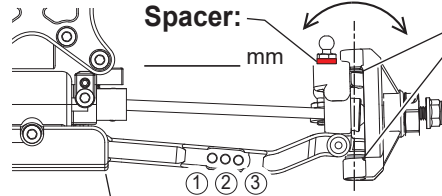
Toe:

- In _____ °
- Out _____ °

Sway Bar:

- None
- _____ mm

Ackerman Spacer: _____ mm



Shock Position

Wheelbase: Front _____ mm

Rear _____ mm

Sus Bushing

- Wide
- Narrow (STD)

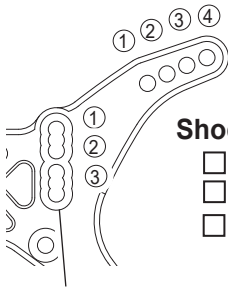
Front Diff

- Gear _____
- Ball _____

Comments _____

Rear Suspension

Shock Position:



Shock Stay:

- Std.
- Carbon (LAW59)
- _____

Wing Stay Position

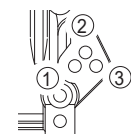
Lower Sus Holder Block:

Front _____ Rear _____

Lower Sus Holder Spacer:

Front _____ mm Rear _____ mm

Upper Arm Position:



4.8mm Ball Stud:

- 97050M (Std)
- UM129

Upper Spacer: _____ mm

Toe In: _____ °

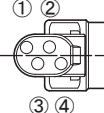
Camber: _____ °

- +

Sus. Arm:

- LA272
- UM713B
- UM762(Std)

Hub Carrier:

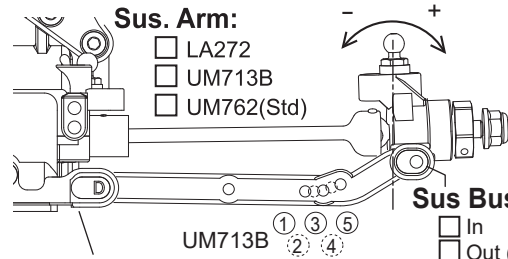


- 0° Type-B (UM519)
- 0° Type-B2 (UM519-2)
- 0° Alu (UMW704-0)
- 0.5° Alu (UMW704-05)
- 1° Alu (UMW704-1)

Upper Spacer: _____ mm

Sway Bar:

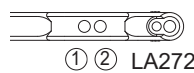
- None
- _____ mm



Wheelbase: Front _____ mm

Rear _____ mm

Shock Position



① ② LA272

Sus Bushing

- In
- Out (Std)

Wheelbase:

Front _____ mm

Rear _____ mm

Center Drive

- Diff. Gear
- Slipper Clutch

Comments _____

Shocks

Front

Rear

Piston:

Oil: _____

Spring:

Limiters: in _____ mm out _____ mm

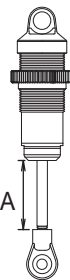
Length (A): _____ mm

Top Type: Alu. (UM719) UM753-1B (Std)

Ball End: Front: S M L Rear: S M L

Spring Cup

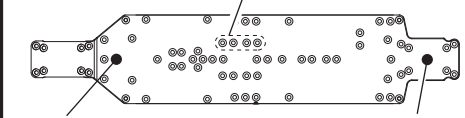
- Front:
- Rear:



Chassis

Centre Bulk

- Front
- Rear
- (Std)



Front _____ mm

Ride Height _____ mm

Rear _____ mm

Electronics

Motor: _____

Pinion/Spur: _____

ESC: _____

Radio: _____

Servo: _____

Notes _____

Body & Wing

Body: _____ mm

Wing Dam Height: _____ mm

Wing: _____ mm

Wing Angle: 4° 7° 10°

Lip Height: _____ mm

Material

Screw: Steel Titanium

Pinion Gear: Steel Aluminium

Shock O-Ring: O-ring X-ring Red Clear

Tires

Front

Rear

Tire: _____

Compound: _____

Insert: _____

Wheel: _____

Notes _____

Track Condition

- Smooth
- Bumpy
- Low Traction
- Med. Traction
- High Traction
- Wet
- Dry
- Sandy
- Soft Dirt
- Grass
- Blue Groove
- Clay
- Dusty
- _____

NOTES