

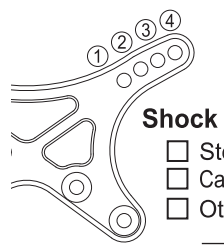
LAZER ZX7 SET UP SHEET



Name _____ Date _____ Track/City _____ Event _____

Front Suspension:

Shock Position:



Shock Stay:

- Std.
- Carbon (LAW58)
- Other _____

Lower Sus Holder Block:


Front _____ Rear _____

Lower Sus Holder Spacer:

Front _____ mm Rear _____ mm

Comments:

Upper Arm Position:



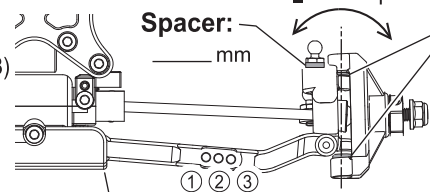
4.8mm Ball Stud:

- UM129(Std)
- 97050M

Upper Spacer: _____ mm

Camber _____°

Spacer: _____ mm

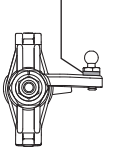


Shock Position:

Wheelbase: Front _____ mm

Rear _____ mm

Bump Steer Spacer: _____ mm



Toe:

- In _____°
- Out _____°

Sway Bar:

- None
- _____ mm

Ackerman Spacer: _____ mm

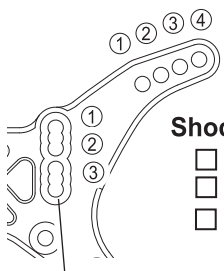


Front Diff:

- Gear Diff. # _____
- Ball Diff. _____

Rear Suspension:

Shock Position:



Shock Stay:

- Std.
- Carbon (LAW59)
- Other _____

Wing Stay Position:

Lower Sus Holder Block:

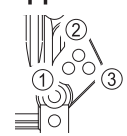
Front _____ Rear _____

Lower Sus Holder Spacer:

Front _____ mm Rear _____ mm

Comments:

Upper Arm Position:



4.8mm Ball Stud:

- 97050M(Std)
- UM129

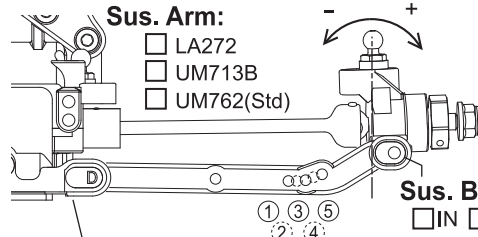
Upper Spacer: _____ mm

Toe In: _____°

Sus. Arm:

- LA272
- UM713B
- UM762(Std)

Camber _____°

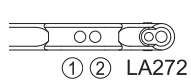


Wheelbase:

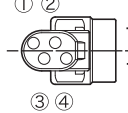
Front _____ mm

Rear _____ mm

Shock Position:



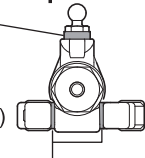
Hub Carrier:



Upper Spacer: _____ mm

Sus. Bush:

- IN OUT
- (Std.)



Wheelbase:

Front: _____ mm

Rear: _____ mm

Center Drive :

- Diff. Gear Slipper Clutch
- # _____

- 0°Type-B(UM519)
- 0°Type-B2(UM519-2)
- 0°Alu(UMW704-0)
- 0.5°Alu(UMW704-05)
- 1°Alu(UMW704-1)

Sway Bar:

- None
- _____ mm

Rear Diff:

- Gear Diff. # _____
- Ball Diff. _____

Shock:

Front

Rear

Shock Piston:

Front: _____ Rear: _____

Shock Oil:

_____ # _____

Shock Spring:

in out mm mm in out mm mm

Limiters:

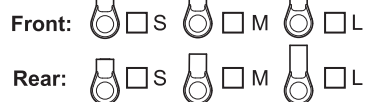
Shock Length (A): _____ mm

_____ mm _____ mm

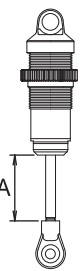
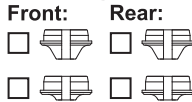
Shock Top Type:

- Alu. (UM719)
- UM753-1B(Std.)

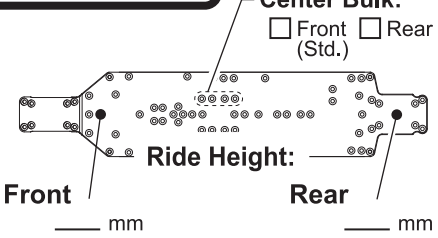
Ball End:



Spring Seat:



Chassis:



Front _____ mm

Rear _____ mm

Center Bulk:

- Front Rear
- (Std.)

Electronics:

Motor: _____
 Pinion / Spur: _____
 ESC: _____
 Radio: _____
 Servo: _____

Tire:

Front

Rear

Tire: _____
 Compound: _____
 Inserts: _____
 Wheel: _____
 Note: _____

Body / Wing:

Body:

Wing Mount:

- Narrow Wide

Wing Dam Height:

_____ mm

Wing:

Wing Angle:

- 4° 7° 10°

Lip Height:

_____ mm

Material:

- Screw: Steel Titanium

Pinion Gear:

- Steel Aluminum

Shock O-Ring:

- O-ring X-ring Red Clear

Comment :

Track Condition

- Smooth Sandy
- Bumpy Soft Dirt
- Low Traction Grass
- Med. Traction Blue Groove
- High Traction Clay
- Wet Dusty
- Dry _____