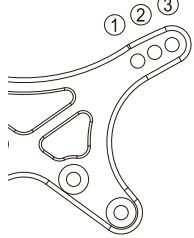


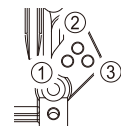
Name _____ Date _____ Track / City _____ Event _____

Front Suspension:

Shock Position:

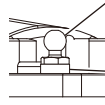


Upper Arm Position:



4.8mm Ball Stud:

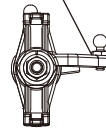
- 97050M(Std)
 UM129



Upper Spacer: _____ mm

Camber _____ °

Bump Steer Spacer:



Toe: _____ mm
 In
 Out _____ °

Sway Bar:
 None
 _____ mm

Ackerman Spacer:



_____ mm

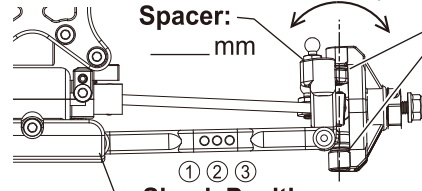
Lower Sus Holder Block:

Front _____ Rear _____

Lower Sus Holder Spacer:

Front _____ mm Rear _____ mm

Comments: _____



Shock Position:

Axle-Height Spacer:

- Up
 Down

Caster Block:

- 7°
 10°

Wheelbase:

Front _____ mm

Rear _____ mm

Front Diff:

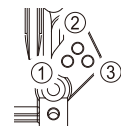
- Gear Diff. # _____
 Ball Diff. _____

Rear Suspension:

Shock Position:

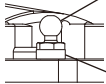


Upper Arm Position:



4.8mm Ball Stud:

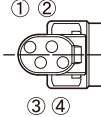
- 97050M(Std)
 UM129



Upper Spacer: _____ mm

Camber _____ °

Hub Carrier:



Type-B (UM519)

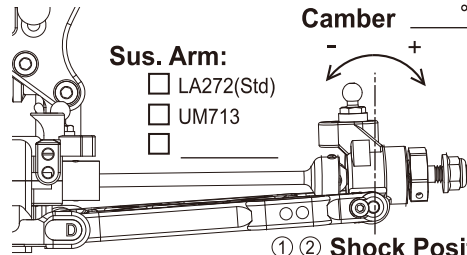
Type-B2 (UM519-2)

- 0°Type-B(UM519)
 0°Type-B2(UM519-2)
 0°Alu(UMW704-0)
 0.5°Alu(UMW704-05)
 1°Alu(UMW704-1)

Wing Stay Position:

Sus. Arm:

- LA272(Std)
 UM713



Shock Position:

Upper Spacer: _____ mm

Sway Bar:

- None
 _____ mm

Lower Sus Holder Block:

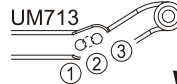
Front _____ Rear _____

Lower Sus Holder Spacer:

Front _____ mm Rear _____ mm

Comments: _____

Toe In: _____ °



Wheelbase:

Front: _____ mm

Rear: _____ mm

Slipper Type:

- Separates Direct

Rear Diff:

- Gear Diff. # _____
 Ball Diff. _____

Shock:

Front

Rear

Shock Piston:

Shock Oil:

Shock Spring:

Limiters:

in _____ mm

out _____ mm

in _____ mm

out _____ mm

Shock Length(A):

_____ mm

_____ mm

Shock Top Type:

- Alu(UM719/Std) UM753-1

5.8mm Ball End:

Front:

S

M

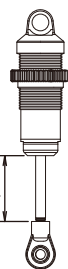
L

Rear:

S

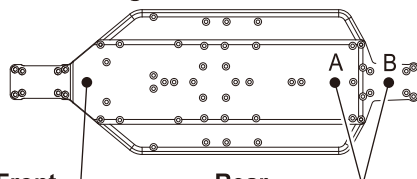
M

L



Chassis:

Ride Height:



Front _____ mm

Rear A B _____ mm

Tire:

Front

Rear

Tire:

Compound: _____

Inserts:

Wheel:

Notes:

Comment :

Electronics:

Battery: Saddle Short

Motor Position: Front
 Rear

Servo Mounting: Straight
 Sideways

Motor: _____

Motor Timing: _____

Pinion/Spur: _____

ESC: _____

Setting: _____

Radio: _____

Servo: _____

- Smooth Sandy
 Bumpy Soft Dirt
 Low Traction Grass
 Med.Traction BlueGroove
 High Traction Clay
 Wet Dusty
 Dry _____

Body / Wing:

Body:

Wing Mount:

- Narrow Wide

Wing Dum Height:

_____ mm

Wing:

Wing Angle:

- 4° 7° 10°

Lip Height:

_____ mm

Material:

Screw: Steel Titanium

Pinion Gear: Steel Aluminium

Shock O-Ring: O-ring X-ring Red Clear