

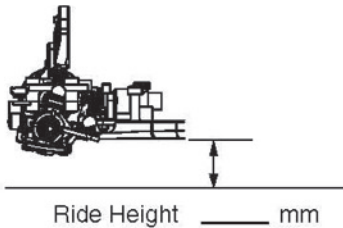
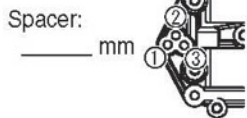
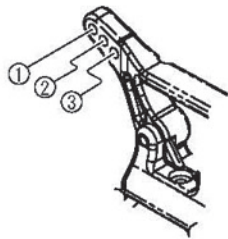
Name _____

Date _____

Track / City _____

Event _____

Front Suspension



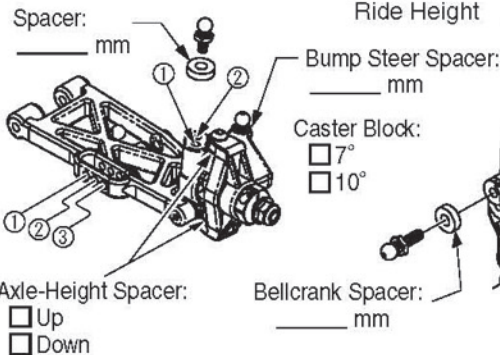
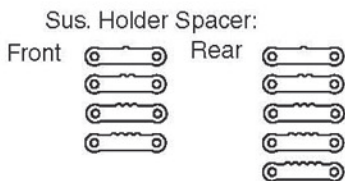
Camber Angle: _____ °

Toe Angle: _____ °

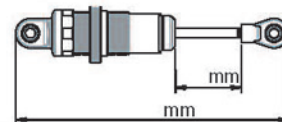
Sway Bar: _____

Front Diff:

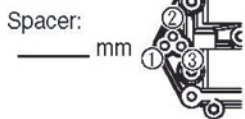
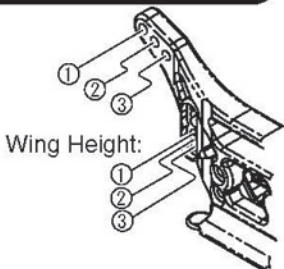
- Rigid
 Oneway
 Differential, Setting: _____



Shock Piston: _____
 Shock Oil: # _____
 Shock Spring: # _____



Rear Suspension



Camber Angle: _____ °

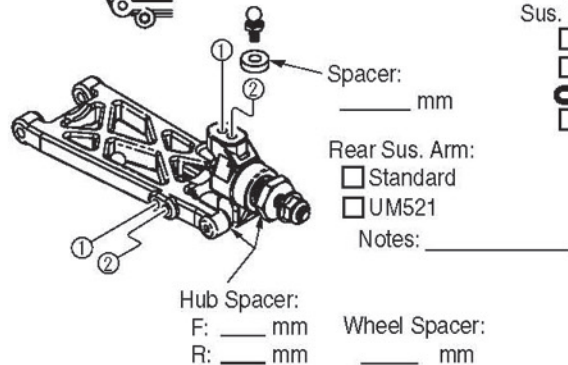
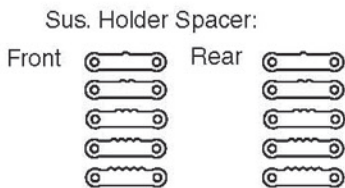
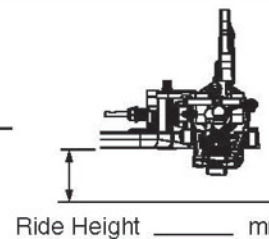
Sway Bar: _____

Sus. Holder(RF):

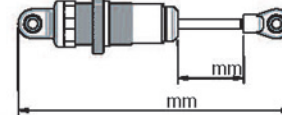
- Standard
 LAW36
 IN OUT _____

Sus. Holder(RR):

- Standard
 LAW37
 IN OUT _____



Shock Piston: _____
 Shock Oil: # _____
 Shock Spring: # _____



Tire

Front Tire: _____
 Rear Tire: _____
 Front Inserts: _____
 Rear Inserts: _____

Compound: _____

Others

Motor: _____
 Pinion/Spur: _____ / _____
 Wing: _____
 Wing Angle: 0° 7°
 4°

Slipper Type:

- Direct
 Separates

Slipper Sheet(F-R):

- Red-White
 Red-Red
 White-White

Track Condition

- Smooth Dry
 Bumpy Wet
 Low Traction Dusty
 Med Traction Indoor
 High Traction Outdoor

Spring Rate

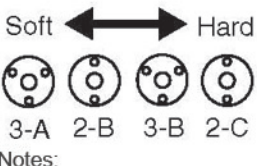
#50	Black	#68	Blue
#55	Orange	#70	Silver
#60	Orange Yellow	#72	Cobalt Blue
#65	Yellow	#75	Light Green

Gear Ratio

Secondary Gear Ratio 2.5 (16:40)

	16	17	18	19	20	21	22	23	24	25
76	/	11.18	10.56	10.00	9.50	9.05	8.64	8.26	7.92	7.60
78	12.19	11.47	10.83	10.26	9.75	9.29	8.86	8.48	8.13	7.80

Shock Piston



Sway Bar

1.0	Nickel
1.1	Gold
1.2	Silver
1.3	Copper
1.4	Black
1.5	Golden
1.6	Chromium

ESC&Battery

ESC: _____
 ESC Setting: _____

Battery: _____

Battery Position:

- Front
 Rear
- Be environmental friendly, print only if needed*

Comments

