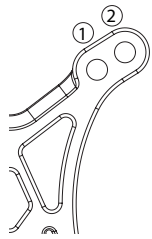


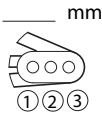
Name _____ Date _____ Truck / City _____ Event _____

Front Suspension:



Toe: In Out _____°
 Sus Mount: UM502
 UM567
 UM721

Upper Spacer: _____ mm

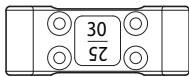


4.8mm Ball Stud:
 UM128
 UMW508 (+2mm High Mount)

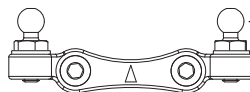
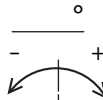
Shock Mount:
 IN
 OUT



Caster Spacer:
 25° 0.5
 30° 1.0
 None None



Camber: _____°



Upper Spacer: _____ mm

Axle Spacer: Out _____ mm

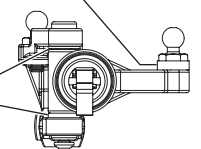
Caster Block:
 IN (wide/Std)
 OUT (Narrow)

4.8mm Ball Stud:
 LA246 (-1mm Low Mount)
 97050M

Ackerman Steer Spacer: _____ mm

Bump Steer Spacer: _____ mm

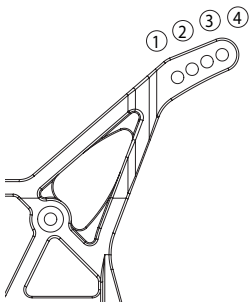
Axle Height Spacer:
 Up
 Down



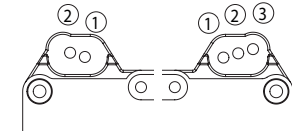
Wheelbase: Long Middle Short

Comments: _____

Rear Suspension:



UM788 UM706

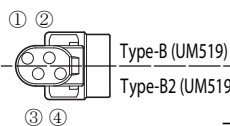


Upper Spacer: _____ mm

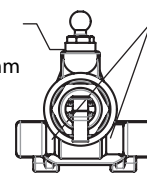
Sus Holder Spacer:

F 0.5 1.0 None
 R 0.5 1.0 None

Anti-Squat: _____°
 Sway Bar: None _____mm



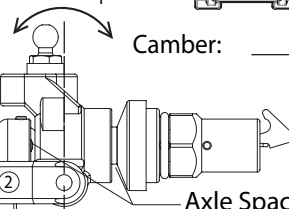
Upper Spacer: _____ mm



Wheelbase:

F: _____ mm
 R: _____ mm

Camber: _____°



Axle Spacer:

Out _____ mm
 In _____ mm

Rear Hub

0° Type-B (UM519)
 0° Type-B2 (UM519-2)
 0° Alu (UMW704-0)
 0.5° Alu (UMW704-05)
 1° Alu (UMW704-1)

Lower Sus Holder:

Normal Aluminum(Opt)
 RF RF2 Front _____ Rear _____

Drive:

Rear Motor
 Midship Motor

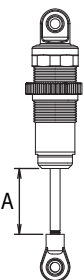
Diff:

Gear Diff # _____
 Ball Diff _____

Shock:

Front Rear

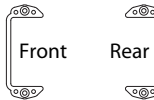
Shock Piston: _____
 Shock Oil: # _____ # _____
 Shock Spring: _____
 Limiters: in out mm in out mm in out mm in out mm
 Shock Length(A): _____ mm _____ mm
 Shock Top Type: Normal Alu(UM719)



5.8mm Ball End:
 Front: S M L
 Rear: S M L

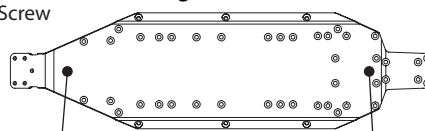
Chassis:

Battery Placement:



No Screw
 Screw

Weight Placement



F _____ mm Ride Height: R _____ mm

Tire:

Front Rear

Tire: _____
 Inserts: _____
 Wheel: _____
 Traction Compound: _____

Track Conditions:

Composition: _____
 Surface: _____
 Traction: _____
 Comments: _____

Electronics:

Motor: _____
 Pinion/Spur: _____
 Battery: _____
 ESC: _____
 Radio: _____
 Servo: _____
 Throttle/Brake: _____
 E PA: _____ Expo: _____
 Initial brake: _____
 Drag brake: _____
 Throttle profile: _____
 Steering expo: _____
 Steering speed: _____

Body:

Material:

Screw: Steel Titanium
 Servo Horn: Normal Rigid(UM717)
 Pinion Gear: Steel Aluminium
 Shock Ring: O-ring X-ring Red Clear

Comment: _____

