

Name _____ Date _____ Track / City _____ Event _____

Front Suspension

Upper Spacer: _____ mm

Shock Tower: _____

Toe: In Out _____ °

Toe Rod: _____

Front Bulkhead Weight Placement:

None

Bulkhead Inside _____ oz _____ g

On the skid plate _____ oz _____ g (*1oz = 28g)

4.8mm Ball Stud:

UM128 (Std)

UMW508 (+2mm High Mount)

4.8mm Ball Stud Spacer: _____ mm

Caster:

25°

30°

Caster Block:

0.5 0°

1.0 2°

None 4°

AI Steering Support:

None

UMW724

4.8mm Ball Stud:

LA246 (-1mm Low Mount)

97050M (STD)

Ackermann Steer Spacer: _____ mm

UMW701 Aluminum ST Plate

UMW702 Aluminum Crank Arm

Wheel Hub:

UM569/Std

UM506

Wheelbase:

F _____ mm R _____ mm

Comments: _____

Rear Suspension

Shock Tower: _____

Anti-Squat: _____ °

4.8mm Ball Stud:

UM129

UMW508 (+2mm High Mount)

97050M

UM128 (Std)

Upper Spacer: _____ mm

RR: _____

Mid: _____

Susp Holder Spacer:

F 0.5 1.0 None

R 0.5 1.0 None

Universal Swing Shaft:

Type-B (UM519)

Type-B2 (UM519-2)

Lower Susp Holder:

Plastic RF RF2L RF2

Option UMW511GM (RF/Alu)

(Opt/Adjustable)

UMW705 (RF/Alu) _____ Block

UMW725 (RF-MID/Bra) _____ Block

(Opt/Adjustable)

UMW706 (RR-RWD) _____ Block

UMW707 (RR-MID) _____ Block

Rear Hub Carrier:

0° Type-B (UM519)

0° Type-B2 (UM519-2)

0° Alu (UMW704-0)

0.5° Alu (UMW704-05)

1° Alu (UMW704-1)

Drive Hub:

4mm (TFW113)

4.5mm (LAW30GM/Std.)

5.2mm (UMW523)

Axle Spacer:

Out _____ mm

In _____ mm

Wheelbase:

F _____ mm R _____ mm

Wheelbase:

F _____ mm R _____ mm

Comments: _____

Sway Bar: None _____ mm

Differential:

Gear: _____

Ball: _____

Shocks

Front Rear

Piston: _____

Oil: # _____ # _____

Spring: _____

Limiters: In _____ mm In _____ mm

Out _____ mm Out _____ mm

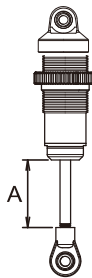
Length (A): _____ mm _____ mm

O-Ring: _____

Shock Top Type: Alu (UM719/Std) UM753-1

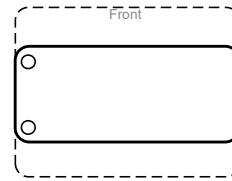
Ball End Type: Front S M L

Rear S M L

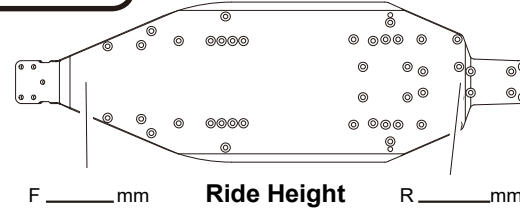


Am0 - V1

Battery placement



Chassis



Transmission

- Rear Motor
- Mid-Ship 3 Gear
- Mid-Ship 4 Gear
- Mid-Ship Laydown

Battery Type

- Straight
- Separate
- Short
- Type _____

Track Condition

- Smooth Sandy
- Bumpy Soft Dirt
- Low Traction Grass
- Med. Traction Blue Groove
- High Traction Clay
- Wet Dusty
- Dry _____

Wing

- UM767 (Std)
- Step 2.0 - Straight
- Step 3.0 - Round
- Other _____



Lip: _____ mm

Tire

Front Rear

Tire _____

Insert _____

Wheel _____

Other

Motor: _____

ESC: _____

Ratio: _____

NOTES