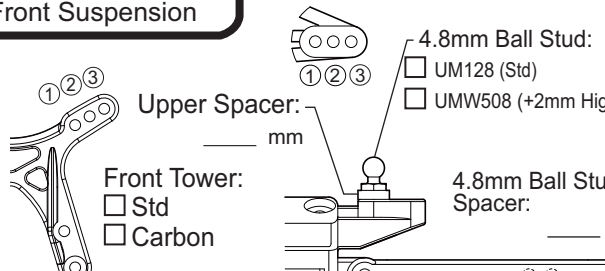


Name _____ Date _____ Track / City _____ Event _____

Front Suspension



Upper Spacer: _____ mm

Front Tower: Std Carbon

Toe: In Out _____°

Tie Rod: _____

Front Bulkhead Weight Placement: None Bulkhead Inside _____ oz _____ g On the skid plate _____ oz _____ g

4.8mm Ball Stud: UM128 (Std) UMW508 (+2mm High Mount)

Camber: _____°

4.8mm Ball Stud Spacer: _____ mm

Axle Spacer: Out _____ mm In _____ mm

Wheel Hub: _____ mm

Caster Block position: _____

Caster: 25° 30° 0.5 1.0 None 0° 2° 4°

Spacer: 25 0.5 1.0 None

Caster Block: IN (wide/Std) OUT (Narrow)

4.8mm Ball Stud: Forward (Std) Reverse

4.8mm Ball Stud: LA246 (-1mm Low Mount) 97050M (Std)

Ackerman Steer Spacer: _____ mm

C-Hub: Std Carbon

Knuckle: Std Carbon

Bump Steer Spacer: _____ mm

Axle Height Spacer: _____ mm _____ mm

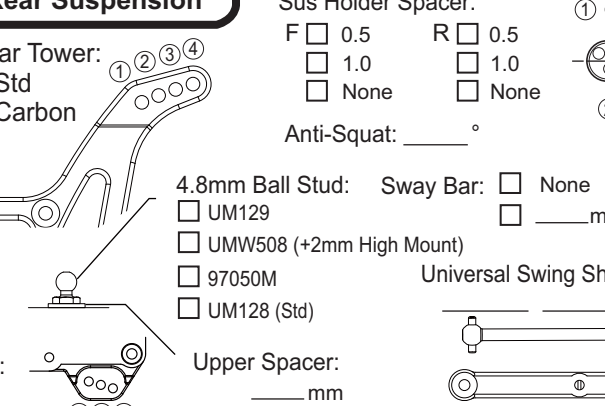
Front Axle: UM569 (RB6) UM506 (RB5)

Front Arm: Std Carbon

Wheelbase: F: _____ mm R: _____ mm

Comments: _____

Rear Suspension



Rear Tower: Std Carbon

RR: _____

Mid: _____

Sus Holder Spacer: F 0.5 1.0 None R 0.5 1.0 None

Anti-Squat: _____°

4.8mm Ball Stud: UM129 UMW508 (+2mm High Mount) 97050M UM128 (Std)

Sway Bar: None _____ mm

Universal Swing Shaft: _____

Camber: _____°

Axle Spacer: Out _____ mm In _____ mm

Upper Spacer: _____ mm

Hub Spacing: F: _____ mm R: _____ mm

Outer Bearing: 5x10 5x11 5x13

Wheelbase (arm): F: _____ mm R: _____ mm

Rear Arm: UM713 UM521/566 UM521-1 UM503 (Short) UM711 (Carbon)

Rear Hub Toe: UM519 UM519-2 0° Alu (UMW704-0) 0.5° Alu (UMW704-05) 1° Alu (UMW704-1)

Normal Aluminum(Opt)

Narrow RF UMW511+UMW512 RM UMW705+UMW706

Wide RF2 UMW514+UMW515 MM UMW705+UMW707

Motor Position: Rear Motor Midship Motor

Diff.: Gear Diff. # _____ Ball Diff.

Comments: _____

Shock

Front Rear

Shock Piston: _____

Shock Oil: # _____ # _____

Shock Spring: _____

Limiters: in _____ mm out _____ mm


Shock Length(A): _____ mm

Shock Length(B): _____ mm

O-ring: _____

Ball End type: Front: S M L Rear: S M L

Shock Cap: UM719 (Std) UM753-1 (Bleeder)



Battery Placement:

UM787 None Screw

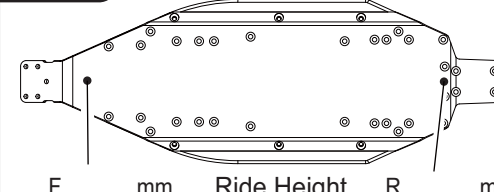
Comment: _____

Front Rear

Foam: Front Rear None

Chassis

Kit UMW720 (LW)



F _____ mm Ride Height R _____ mm

Tire

Tire _____ Compound _____ Insert _____ Wheel _____

Front: _____

Rear: _____

Comment: _____

Comments

Track Condition

Smooth Bumpy Low Traction Med. Traction High Traction Wet Dry

Sandy Soft Dirt Grass BlueGroove Clay Dusty

Aero

Body: _____

Wing Mount: Narrow Wide

Wing Angle: 4° 7° 10°

Blast-S Blast-L Step-S Step-M Step-L Step 2.0

Lip: _____

Battery Type

Straight Separate Short Sideways

Type: _____

Other

Motor: _____

ESC: _____

Pinion/Spur: _____