

Inferno ~~III~~PIOT SET UP SHEET

ver.1.00



Name of Driver		Date	Track		Engine	Plug	Muffler	
Gabriel Galeano.		9-28-2019	G's Raceway. PA.		Reds 723	#5	2143 x	
		Condition: Dry						
Spur Gear	Clutch Bell	Clutch Spring	Clutch Shoe	Tire	Tire Insert	Wheel	Body	Fuel
43 46T	<input checked="" type="checkbox"/> Std. <input type="checkbox"/> LW 13 T	<input type="checkbox"/> 0.90 <input checked="" type="checkbox"/> 1.00 <input type="checkbox"/> 0.95 <input type="checkbox"/> 1.10	Carbon <input checked="" type="checkbox"/> Aluminum <input checked="" type="checkbox"/> 4	Tire : AKA Impact. SL	AKA. Red Soft	AKA	Strr	Byron 3000 30/9

● Diff Gear Set-Up

	Front	Center	Rear
Diff. Fluid	<input checked="" type="checkbox"/> Std. <input type="checkbox"/> LSD 7000	<input checked="" type="checkbox"/> Std. <input type="checkbox"/> LSD 7000.	<input checked="" type="checkbox"/> Std. <input type="checkbox"/> LSD 4000

● Shock Set-Up

	Front	Rear
Shock Type	P : w/Diaphragm A : Aeration Size type - Std	Size type - Std
Shock Piston	B : Black W : White T : Taper φ 1.4x5	φ 1.4x5
Shock Oil	# 650.	# 550
Shock Spring	Purple	Purple

● Ride Height

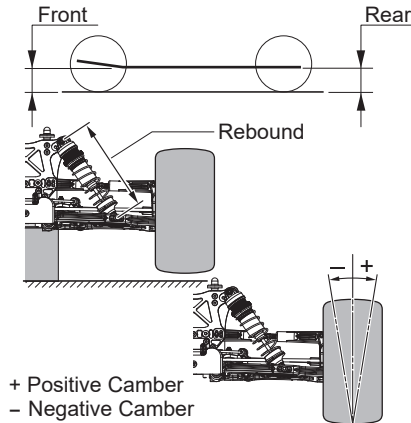
Front	Rear
28 mm	33mm

● Rebound

Front	Rear
119mm	124 mm

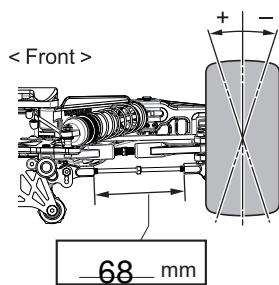
● Camber Angle

Front	Rear
+ -1 °	+ -3 °



● Toe Angle

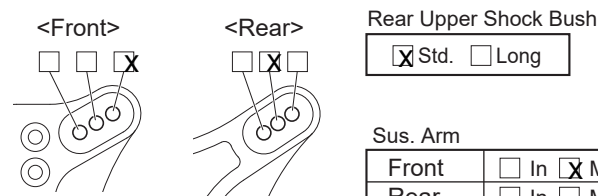
Front	Rear
+ -1 °	<input type="checkbox"/> 2.5° <input checked="" type="checkbox"/> 3° <input type="checkbox"/> 3.5°



● Wheelbase

Collar of Rear Hub	Front Side 2 mm Rear Side 3 mm
--------------------	-----------------------------------

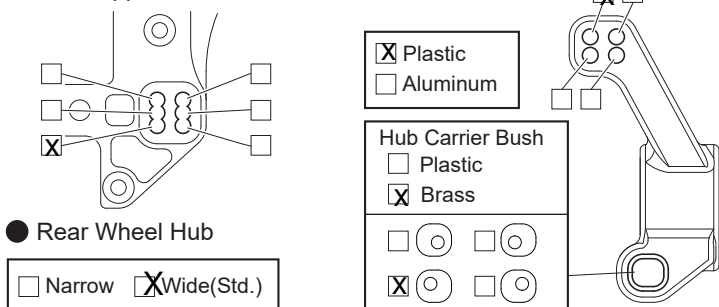
● Shock Mount Position



Rear Upper Shock Bush	<input checked="" type="checkbox"/> Std. <input type="checkbox"/> Long
-----------------------	--

Sus. Arm	Front <input type="checkbox"/> In <input checked="" type="checkbox"/> Mid. <input type="checkbox"/> Out Rear <input type="checkbox"/> In <input type="checkbox"/> Mid. <input checked="" type="checkbox"/> Out
----------	---

● Rear Upper Arm Position



<input checked="" type="checkbox"/> Plastic <input type="checkbox"/> Aluminum
--

Hub Carrier Bush	<input type="checkbox"/> Plastic <input checked="" type="checkbox"/> Brass
------------------	---

● Rear Wheel Hub

<input type="checkbox"/> Narrow <input checked="" type="checkbox"/> Wide(Std.)
--

● Front Sus. Arm

<input checked="" type="checkbox"/> Soft (Std.) <input type="checkbox"/> Hard

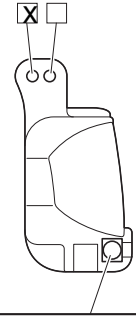
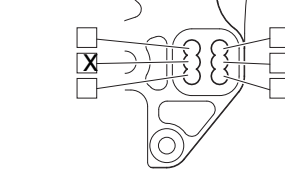
● Front Hub Carrier

<input type="checkbox"/> Plastic <input checked="" type="checkbox"/> Aluminum <input type="checkbox"/> 13° <input type="checkbox"/> 16° <input checked="" type="checkbox"/> 17.5° <input type="checkbox"/> 19°

● Front Sus. Bush

Rear Side	<input checked="" type="checkbox"/> <input type="checkbox"/>
-----------	--

● Front Upper Arm Position



● Front Wheel Hub

<input type="checkbox"/> Narrow <input checked="" type="checkbox"/> Wide(Std.)
--

Lower Bush	<input type="checkbox"/> Plastic <input checked="" type="checkbox"/> Brass <input type="checkbox"/> -1° <input checked="" type="checkbox"/> 0° <input type="checkbox"/> +1°
------------	--

● Rear Sus. Bush

Front Side	<input type="checkbox"/> <input checked="" type="checkbox"/> <input type="checkbox"/>
Rear Side	<input type="checkbox"/> <input checked="" type="checkbox"/> <input type="checkbox"/> <input type="checkbox"/> <input type="checkbox"/> <input type="checkbox"/>

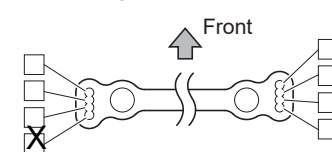
● Rear Sus. Arm

<input checked="" type="checkbox"/> Soft (Std.) <input type="checkbox"/> Hard	
Rear Sus. Bush	<input type="checkbox"/> Short <input checked="" type="checkbox"/> Medium <input type="checkbox"/> Long

● Servo Horn

Steering	Throttle
<input type="checkbox"/> Plastic <input checked="" type="checkbox"/> AL. Long <input type="checkbox"/> AL. Short	<input type="checkbox"/> Plastic <input checked="" type="checkbox"/> AL.

● Steering Plate



● Sway Bar

Front	Rear
φ 2.1 mm	φ 2.1 mm

● Weight

Front	Rear
<input checked="" type="checkbox"/> None <input type="checkbox"/> IFW604-10 <input type="checkbox"/> IFW604-20 <input type="checkbox"/> other	<input type="checkbox"/> None <input type="checkbox"/> IFW605-10 <input checked="" type="checkbox"/> IFW605-20 <input type="checkbox"/> other

● Wing

<input checked="" type="checkbox"/> IF491(TK14) Flap <input type="checkbox"/> None <input type="checkbox"/> 5mm <input type="checkbox"/> 8mm <input type="checkbox"/> Holes
STD

memo:

Stering: IFW448 L. MKS599 IF488
Throttle: IFW454 MKS599
Rear: IFW612
Front: IFW611

*Roar Region 2: Regional Championship.
1st Place.