

Name of Driver Reno Savoya		Date 01/10/2023	Track / Event MadriTT Buggyland		Engine Picco P3TX	Plug OS P3 Picco	Manifold Picco 2166	Muffler Picco 2166	
Spur Gear <input checked="" type="checkbox"/> 0.8 <input type="checkbox"/> 1.0 T		Clutch Bell <input checked="" type="checkbox"/> 0.8 <input type="checkbox"/> 1.0 T	Clutch Spring <input type="checkbox"/> 0.90 <input checked="" type="checkbox"/> 1.00 <input type="checkbox"/> 0.95 <input type="checkbox"/> 1.10	Clutch Shoe Carbon X Alu. IFW136 X 3	Tire Various Compounds: _____	Tire Insert	Wheel TK13	Body Hot Road GT 16%	Fuel

● Diff. Gear Set-Up

	Front	Center	Rear
Diff. Gear	<input checked="" type="checkbox"/> 10/20 <input type="checkbox"/> 12/18 <input type="checkbox"/> LSD	<input checked="" type="checkbox"/> 10/20 <input type="checkbox"/> 12/18 <input type="checkbox"/> LSD	<input checked="" type="checkbox"/> 10/20 <input type="checkbox"/> 12/18 <input type="checkbox"/> LSD
Ring Gear	<input checked="" type="checkbox"/> 43/13 <input type="checkbox"/> 42/12	<input checked="" type="checkbox"/> Small <input type="checkbox"/> Large	<input checked="" type="checkbox"/> 43/13 <input type="checkbox"/> 42/12
	30 000 #	50 000 #	30 000 #

● Shock Set-Up

	Front	Rear
Shock Type	P: w/Diaphragm A: Aeration Size 50 A Type	Size 58 A Type
Shock Piston	B: Black W: White T: Taper T: 8x1,2mm	T: 8x1,3mm
Shock Oil	# 650	# 650
Shock Spring	70mm grey	81mm red

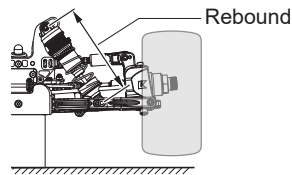
● Ride Height

Front	Rear
24 mm	26 mm

● Camber Angle

Front	Rear
-2°	-2°
9 mm	15,3 mm

● Rebound



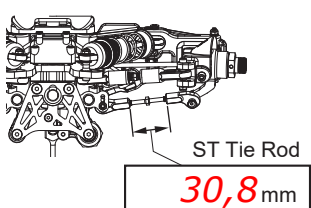
Front	Rear
106 mm	123 mm

● Plate

	Aluminum	Carbon	Plastic
Front	<input type="checkbox"/>	<input type="checkbox"/>	<input checked="" type="checkbox"/>
Center	<input type="checkbox"/>	<input checked="" type="checkbox"/>	<input type="checkbox"/>
Radio	<input type="checkbox"/>	<input checked="" type="checkbox"/>	<input type="checkbox"/>
AMB	<input type="checkbox"/>	<input checked="" type="checkbox"/>	<input type="checkbox"/>



● Front Toe Angle

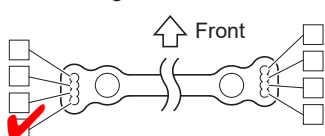


● Shock Stay

Front	Short	Long	Alu.	Carbon
	<input type="checkbox"/>	<input checked="" type="checkbox"/>	<input type="checkbox"/>	<input checked="" type="checkbox"/>
Rear	Short	Long	Alu.	Carbon
	<input type="checkbox"/>	<input checked="" type="checkbox"/>	<input type="checkbox"/>	<input checked="" type="checkbox"/>

Shock Bush	
Front	<input checked="" type="checkbox"/> Short <input type="checkbox"/> Std.
Rear	<input type="checkbox"/> Short <input checked="" type="checkbox"/> Std. <input type="checkbox"/> Long

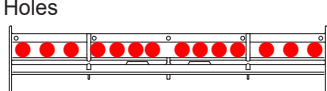
● Steering Plate



● Servo Horn

Steering	Throttle
<input type="checkbox"/> Plastic <input type="checkbox"/> Alu. Long <input checked="" type="checkbox"/> Alu. Short	<input type="checkbox"/> Plastic <input checked="" type="checkbox"/> Alu.

● Wing

Flap	<input checked="" type="checkbox"/> None <input type="checkbox"/> 5mm <input type="checkbox"/> 8mm
Spacer	<input type="checkbox"/> None <input type="checkbox"/> 2.5mm <input type="checkbox"/> 5mm <input type="checkbox"/> 7.5mm <input checked="" type="checkbox"/> Other 10 mm
Holes	

● Front Sus. Arm

SS	<input type="checkbox"/>	<input checked="" type="checkbox"/> Soft <input type="checkbox"/> Hard
----	--------------------------	--

● Front Sus. Holder

Aluminum	<input type="checkbox"/>	<input checked="" type="checkbox"/> Steel
----------	--------------------------	---

● Front Sus. Holder Bush

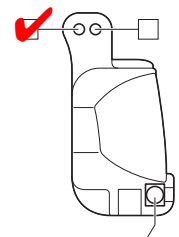
Rear Side	<input checked="" type="checkbox"/>  <input type="checkbox"/> 
-----------	---

● Front Wheel Hub













Narrow	<input type="checkbox"/>	<input checked="" type="checkbox"/> Std. <input type="checkbox"/> Wide
--------	--------------------------	--

● Front Hub Carrier

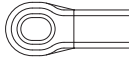
Plastic	<input type="checkbox"/>	<input checked="" type="checkbox"/> Aluminum
13°	<input type="checkbox"/>	<input checked="" type="checkbox"/> 16° <input type="checkbox"/> 17.5° <input type="checkbox"/> 19° <input type="checkbox"/> 22°



● Rear Sus. Holder Bush

Front Side	<input type="checkbox"/>  <input type="checkbox"/>  <input type="checkbox"/>  <input checked="" type="checkbox"/> 
Rear Side	<input type="checkbox"/>  <input type="checkbox"/>  <input checked="" type="checkbox"/>  <input checked="" type="checkbox"/>  <input type="checkbox"/>  <input type="checkbox"/>  <input type="checkbox"/>  <input type="checkbox"/> 

● Rear Sus. Arm

Soft	<input type="checkbox"/>	<input checked="" type="checkbox"/> Hard
Rear Sus. Bush	<input type="checkbox"/> Short <input type="checkbox"/> Medium <input checked="" type="checkbox"/> Long	

● Sway Bar

Front	Rear
ϕ 2,4mm	ϕ 2,8mm
0 mm	2 mm

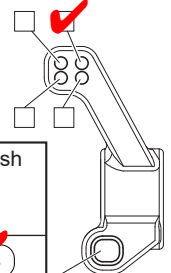


● Rear Wheel Hub

Narrow	<input type="checkbox"/>	Std.	<input type="checkbox"/>	<input checked="" type="checkbox"/> Wide
--------	--------------------------	------	--------------------------	--

● Rear Hub Carrier

Plastic	<input type="checkbox"/>	<input checked="" type="checkbox"/> Aluminum
---------	--------------------------	--



● Wheelbase

Collar of Rear Hub Carrier	
Front Side	5 mm
Rear Side	0 mm




● Shock Position of Sus. Arm

Front	In	Out
	<input type="checkbox"/>	<input checked="" type="checkbox"/>
Rear	In	Out
	<input type="checkbox"/>	<input checked="" type="checkbox"/>

● Hub Carrier Bush

Plastic	<input checked="" type="checkbox"/>	Brass	<input type="checkbox"/>
---------	-------------------------------------	-------	--------------------------

● Center Drive Shaft

Front	<input checked="" type="checkbox"/>  <input type="checkbox"/> 
Rear	<input checked="" type="checkbox"/>  <input type="checkbox"/> 

● Weight

Front	Rear
<input type="checkbox"/> None	<input type="checkbox"/> None
<input type="checkbox"/> IFW604-10	<input type="checkbox"/> IFW605-10
<input checked="" type="checkbox"/> IFW604-20	<input checked="" type="checkbox"/> IFW605-20
<input type="checkbox"/> other	<input type="checkbox"/> other

● Universal Swing Shaft

Front	<input type="checkbox"/> Std. <input checked="" type="checkbox"/> Cap-U
Rear	<input type="checkbox"/> Std. <input checked="" type="checkbox"/> Cap-U

Memo: **RSRC FINO-42 wing riser**