

Driver		Date		Track		Event		Spur Gear		Pinion Gear	
Reno Savoya		02/10/21		MadriTT Buggyland <small>Condition : 20°C blue groove high speed</small>		Buggyland 2021		<input checked="" type="checkbox"/> 46T (Std.) <input type="checkbox"/> 47T <input type="checkbox"/> 48T		15 T	
Motor		Battery		ESC		Tires		Tire Insert		Wheel	
Konect 2100kv		Gens Ace 6000 shorty		Hobbywing XR8 SRT		AKA Catapult <small>Compound : SLW</small>		AKA		AKA	
										Stock	

● Diff. Gear Set-Up

	Front	Center	Rear
Diff. Gear	<input checked="" type="checkbox"/> Std. <input type="checkbox"/> LSD <input type="checkbox"/> IFW621	<input checked="" type="checkbox"/> Std. <input type="checkbox"/> LSD <input type="checkbox"/> IFW622	<input checked="" type="checkbox"/> Std. <input type="checkbox"/> LSD <input type="checkbox"/> IFW621
	Ring Gear <input checked="" type="checkbox"/> 43/13 <input type="checkbox"/> 42/12	# 20 000 # 7 000	Ring Gear <input type="checkbox"/> 43/13 <input type="checkbox"/> 42/12
			# 15 000

● Shock Set-Up

	Front	Rear
Shock Type	P : w/Diaphragm A : Aeration Stock - P	Size type Stock - P
Shock Piston	B : Black W : White T : Taper T : 8x1,2	T : 8x1,4
Shock Oil	# 550	# 650
Shock Spring	Length Color 70mm Red	Length Color 81mm Purple

● Ride Height

Front	Rear
23 mm	27 mm

● Rebound

Front	Rear
102 mm	118 mm

● Camber Angle

Front	Rear
+ -2°	+ -3°

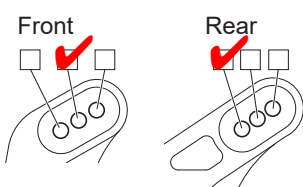
● Toe Angle

Front	Rear
+ -2°	<input checked="" type="checkbox"/> 2.5° <input type="checkbox"/> 3° <input type="checkbox"/> 3.5°

● Wheelbase

Collar of Rear Hub	Front Side 5 mm
	Rear Side 0 mm

● Shock Mount Position



Shock Stay

Front	<input checked="" type="checkbox"/> Std. <input type="checkbox"/> Long
Rear	<input checked="" type="checkbox"/> Std. <input type="checkbox"/> Long

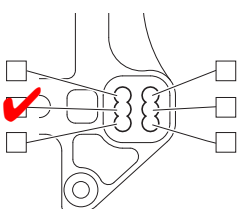
Rear Upper Shock Bush

<input checked="" type="checkbox"/> Std. <input checked="" type="checkbox"/> Long

Sus. Arm

Front	<input type="checkbox"/> In <input checked="" type="checkbox"/> Out
Rear	<input type="checkbox"/> In <input checked="" type="checkbox"/> Out

● Rear Upper Arm Position



<input type="checkbox"/> Plastic
<input checked="" type="checkbox"/> Aluminum

Hub, Carrier Bush	<input checked="" type="checkbox"/> Plastic <input type="checkbox"/> Brass
-------------------	--

● Rear Wheel Hub

<input type="checkbox"/> Narrow <input checked="" type="checkbox"/> Std. <input type="checkbox"/> Wide
--

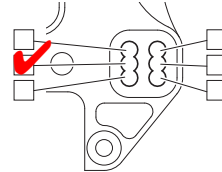
● Front Sus. Arm

<input checked="" type="checkbox"/> Soft (Std.) <input type="checkbox"/> Hard

● Front Sus. Bush

Rear Side	<input type="checkbox"/> <input checked="" type="checkbox"/>
-----------	--

● Front Upper Arm Position

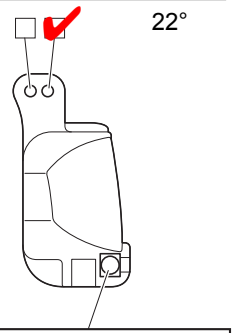


● Front Wheel Hub

<input type="checkbox"/> Narrow <input checked="" type="checkbox"/> Std. <input type="checkbox"/> Wide
--

● Front Hub Carrier

<input type="checkbox"/> Plastic <input checked="" type="checkbox"/> Aluminum
<input type="checkbox"/> 13° <input type="checkbox"/> 16° <input type="checkbox"/> 17.5° <input type="checkbox"/> 19°



● Rear Sus. Bush

Lower Bush	<input checked="" type="checkbox"/> Plastic <input type="checkbox"/> Brass
-1° <input checked="" type="checkbox"/>	0° <input type="checkbox"/> +1° <input type="checkbox"/>

● Rear Sus. Arm

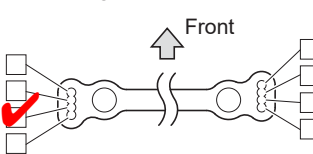
<input type="checkbox"/> Soft (Std.) <input checked="" type="checkbox"/> Hard

Short <input type="checkbox"/>	<input type="checkbox"/>
Medium <input type="checkbox"/>	<input type="checkbox"/>
Long <input checked="" type="checkbox"/>	<input checked="" type="checkbox"/>

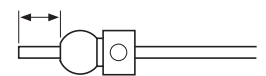
● Servo Horn

Steering	Throttle
<input type="checkbox"/> Plastic	<input type="checkbox"/> Plastic
<input checked="" type="checkbox"/> Alum. Long	<input type="checkbox"/> Aluminium
<input type="checkbox"/> Alum. Short	

● Steering Plate



● Sway Bar



Front	Rear
φ 2,4mm	φ 2,7mm
1 mm	1 mm

● Weight

Front	Rear
<input checked="" type="checkbox"/> None	<input checked="" type="checkbox"/> None
<input type="checkbox"/> IFW604-10	<input type="checkbox"/> IFW605-10
<input type="checkbox"/> IFW604-20	<input type="checkbox"/> IFW605-20
<input type="checkbox"/> other	<input type="checkbox"/> other

● Wing

<input checked="" type="checkbox"/> IF491(TK14)	Flap <input type="checkbox"/> None
	<input type="checkbox"/> 5mm
	<input type="checkbox"/> 8mm
	<input checked="" type="checkbox"/> Holes

IFW613 front cva driveshafts
IFW504 rear aluminum chassis brace
IFW629 22 degrees aluminum caster blocks

NOTES