

# Inferno III P10 TK12 SETUP SHEET

ver.1.03 **KYOSHO**  
THE FIRST RADIO CONTROL MODELS

Name of Driver <b>Reno Savoya</b>		Date <b>19/02/2023</b>	Track <b>Modélisme Agathois</b>		Engine <b>Picco P3TT Limited</b>	Plug <b>OS P3</b>	Muffler <b>EFRA 2166</b>		
Spur Gear <b>45</b> T		Clutch Bell <input checked="" type="checkbox"/> Std. <b>13</b> T	Clutch Spring <input checked="" type="checkbox"/> 0.90 <input type="checkbox"/> 1.00 <input checked="" type="checkbox"/> 0.95 <input type="checkbox"/> 1.10	Clutch Shoe Carbon <b>3</b> X Aluminum X	Tire Tire: <b>AKA Chainlink</b> Compounds: <b>SLW</b>	Tire Insert <b>AKA</b>	Wheel <b>AKA</b>	Body <b>TK12 light</b>	Fuel <b>Hot road 16% GT</b>

## ● Diff. Gear Set-Up

	Front	Center	Rear
Diff. Gear	<input checked="" type="checkbox"/> 10/20 <input type="checkbox"/> 12/18 <input type="checkbox"/> LSD <input checked="" type="checkbox"/> Ring Gear <b>7k</b> <input checked="" type="checkbox"/> 43/13 <input type="checkbox"/> 42/12	<input checked="" type="checkbox"/> 10/20 <input type="checkbox"/> 12/18 <input type="checkbox"/> LSD <input checked="" type="checkbox"/> Diff. Size <b>7k</b> <input checked="" type="checkbox"/> Small <input type="checkbox"/> Large	<input checked="" type="checkbox"/> 10/20 <input type="checkbox"/> 12/18 <input type="checkbox"/> LSD <input checked="" type="checkbox"/> Ring Gear <b>15k</b> <input type="checkbox"/> 43/13 <input type="checkbox"/> 42/12

## ● Shock Set-Up

	Front	Rear
Shock Type	P : w/Diaphragm <b>50</b> - type <b>P</b> A : Aeration	<b>58</b> - type <b>P</b>
Shock Piston	B : Black W : White T : Taper <b>1,2T</b> x <b>8</b>	<b>1,4T</b> x <b>8</b>
Shock Oil	# <b>450</b>	# <b>600</b>
Shock Spring	<b>IFS005-816</b>	<b>IFS006-10516</b>

## ● Ride Height

Front	Rear
<b>23mm</b>	<b>26mm</b>

## ● Rebound

Front	Rear
<b>106mm</b>	<b>123mm</b>

## ● Camber Angle

Front	Rear
+ <b>-2°</b>	+ <b>-2°</b>

## ● Toe Angle

Front	Rear
+ <b>-2°</b>	<input checked="" type="checkbox"/> 2.5° <input type="checkbox"/> 3° <input type="checkbox"/> 3.5°

## ● Wheelbase

Collar of Rear Hub	Front Side <b>5mm</b> Rear Side <b>0mm</b>
--------------------	---

## ● Shock Mount Position

<Front> ☒ ☐ ☐ ☐

<Rear> ☒ ☐ ☐ ☐

Sus. Arm

Front	<input type="checkbox"/> In <input checked="" type="checkbox"/> Out
Rear	<input type="checkbox"/> In <input checked="" type="checkbox"/> Out

## ● Rear Upper Arm Position

☒ Plastic ☒ Aluminum

Hub Carrier Bush  
☒ Plastic ☐ Brass

☒ Narrow ☐ Std. ☐ Wide

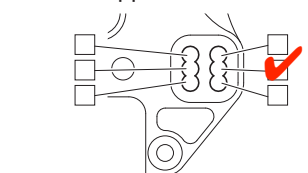
## ● Front Sus. Arm

☐ SS ☒ Soft (Std.) ☐ Hard

## ● Front Sus. Bush

Rear Side ☒ ☐

## ● Front Upper Arm Position



## ● Front Wheel Hub

☐ Narrow ☒ Std. ☐ Wide

## ● Rear Sus. Bush

Front Side	<input type="checkbox"/> <input type="checkbox"/> <input type="checkbox"/> <input checked="" type="checkbox"/>
Rear Side	<input checked="" type="checkbox"/> <input checked="" type="checkbox"/> <input type="checkbox"/> <input type="checkbox"/> <input type="checkbox"/> <input type="checkbox"/> <input type="checkbox"/> <input type="checkbox"/> <input type="checkbox"/> <input type="checkbox"/>

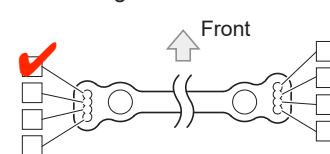
## ● Rear Sus. Arm

☐ Soft (Std.) ☒ Hard

Rear Sus. Bush

Short ☐ Medium ☐ Long ☒

## ● Steering Plate



## ● Weight

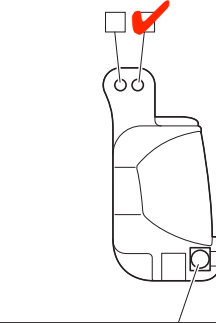
Front	Rear
<input type="checkbox"/> None <input type="checkbox"/> IFW604-10 <input checked="" type="checkbox"/> IFW604-20 <input type="checkbox"/> other <b>+20g</b>	<input type="checkbox"/> None <input type="checkbox"/> IFW605-10 <input checked="" type="checkbox"/> IFW605-20 <input type="checkbox"/> other

## OPTIONS:

- titanium screws and turnbuckles
- IFW426 aluminium AMB Plate
- IFW626, IFW627 and IFW628 carbon parts
- rear hub position and hexes for legal width on AKA wheels (EFRA)
- IFW613 cva front and rear driveshafts
- MA081, IFW617 and IFW616 center dogbones
- IFW631 and IFW632 shock towers
- FINO-42 RSRC wing riser

## ● Front Hub Carrier

☐ Plastic ☒ Aluminum  
☐ 13° ☒ 16° ☐ 17.5° ☐ 19° ☐ 22°



Lower Bush ☒ Plastic ☐ Brass  
-1° ☐ 0° ☐ +1° ☒

## ● Servo Horn

Steering	Throttle
<input type="checkbox"/> Plastic <input type="checkbox"/> AL. Long <input checked="" type="checkbox"/> AL. Short	<input type="checkbox"/> Plastic <input checked="" type="checkbox"/> AL.

## ● Sway Bar

Front	Rear
$\varnothing$ <b>2,2</b> <b>0mm</b>	$\varnothing$ <b>2,7</b> <b>2mm</b>

## ● Wing

☒ IF491(TK14) Flap ☐ None  
☐ 5mm  
☐ 8mm  
☒ Holes

**000 0000 0000 000**