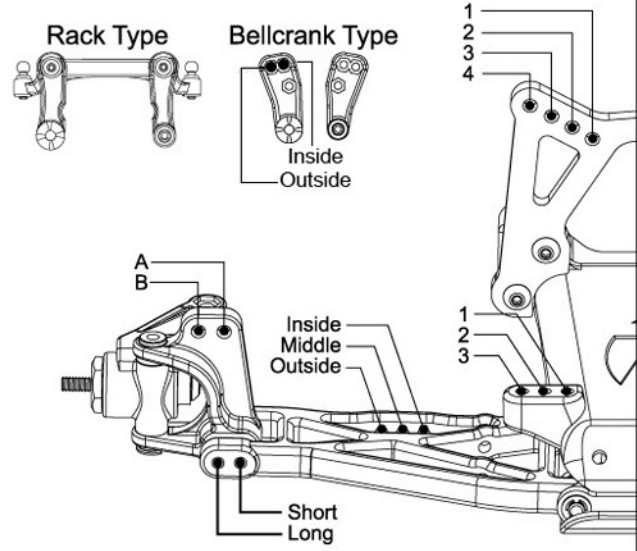


Name: \_\_\_\_\_ Date: \_\_\_\_\_  
 Track: \_\_\_\_\_ Event: \_\_\_\_\_

Track Conditions:  Indoor  Outdoor  Tight  Open  Smooth  Rough  Hard Packed  Loose/Loamy  Blue Groove  Dry  Wet  Dusty  Low Bite  Med Bite  High Bite  Other \_\_\_\_\_

### Front Suspension

Toe: \_\_\_\_\_  
 Ride Height: \_\_\_\_\_  
 Camber: \_\_\_\_\_  
 Caster: \_\_\_\_\_  
 Sway Bar: \_\_\_\_\_  
 Oil: \_\_\_\_\_  
 Piston: \_\_\_\_\_  
 Spring: \_\_\_\_\_  
 Limiters: \_\_\_\_\_  
 Spindle Height: \_\_\_\_\_  
 Axle Spacer: \_\_\_\_\_  
 Steering Type: \_\_\_\_\_  
 Bump Steer: \_\_\_\_\_  
 Camber Link: \_\_\_\_\_  
 Shock Location: \_\_\_\_\_  
 VLA: \_\_\_\_\_  
 Front Wing: \_\_\_\_\_

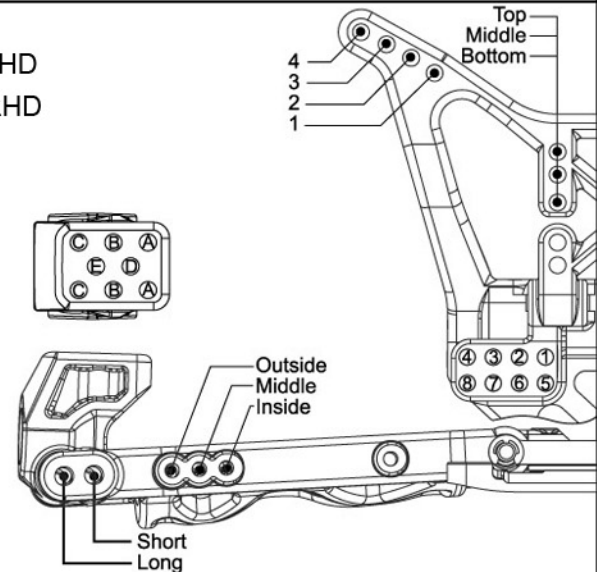


Notes: \_\_\_\_\_  
 \_\_\_\_\_  
 \_\_\_\_\_

### Rear Suspension

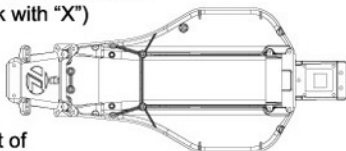
Toe: \_\_\_\_\_  
 Pivot Support: \_\_\_\_\_  
 Ride Height: \_\_\_\_\_  
 Camber: \_\_\_\_\_  
 Rear Hub Spacing: \_\_\_\_\_  
 Drive Shafts/Outdrives: \_\_\_\_\_  
 Sway Bar: \_\_\_\_\_  
 Oil: \_\_\_\_\_  
 Piston: \_\_\_\_\_  
 Spring: \_\_\_\_\_  
 Limiters: \_\_\_\_\_  
 Camber Link: \_\_\_\_\_  
 Shock Location: \_\_\_\_\_  
 VLA: \_\_\_\_\_  
 Wing Position/Mount: \_\_\_\_\_  
 Body & Wing Type: \_\_\_\_\_  
 Battery Position: \_\_\_\_\_

- LHD
- RHD



Notes: \_\_\_\_\_  
 \_\_\_\_\_  
 \_\_\_\_\_

Weight Placement  
 (Mark with "X")



Weight of each piece \_\_\_\_\_ oz.

| Tires: | Type  | Compound | Insert | Additive | Motor:                                 |
|--------|-------|----------|--------|----------|--|
| Front: | _____ | _____    | _____  | _____    | _____                                  |
| Rear:  | _____ | _____    | _____  | _____    | _____                                  |
| Notes: | _____ |          |        |          | Pinon: _____                           |
|        | _____ |          |        |          | ESC: _____                             |
|        | _____ |          |        |          | Reverse rotor <input type="checkbox"/> |