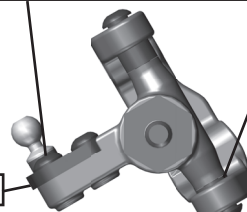


Front Suspension:

Ride Height: _____
Camber: _____
Toe: _____
Arm Type: _____
Tower Type: _____
Caster Block Insert: _____
Steering Block: _____
Bulkhead Type: _____
Kick-Up Angle: _____
Wheel Hex: _____
Notes: _____

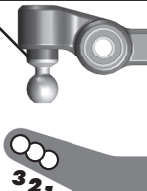
Anti Roll Bar:
 White (1.2mm) ☐
 Gray (1.3mm) ☐
 Blue (1.4mm) ☐
 Other: _____ ☐

Bump Steer Spacing: _____



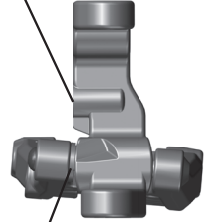
Axle Height:
 +3 ☐
 +2 ☐
 +1 ☐
 0 ☐

Ball Stud Spacing: _____

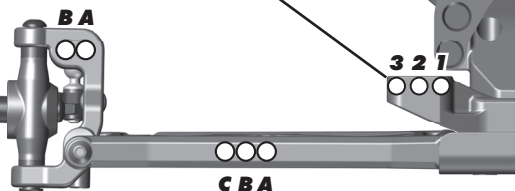


Steering Plate: _____
Steering Stop Spacing: _____

Caster Block Spacing: _____






Ball Stud Spacing: _____



Rear Suspension:

Ride Height: _____
Camber: _____
Arm Type: _____
Tower Type: _____
Wheel Hex: _____
Hub Spacing:
 Forward ☐ Middle ☐ Back ☐
Shock Mounting Position:
 Front of Arm ☐ Rear of Arm ☐
Notes: _____

Anti Roll Bar:
 White (1.1mm) ☐
 Gray (1.2mm) ☐
 Blue (1.3mm) ☐
 Other: _____ ☐

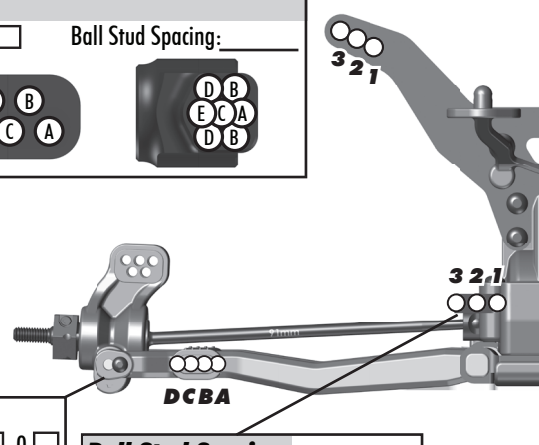
Rear Hub Link Setting:
 Plastic Hub ☐ Aluminum Hub ☐ Ball Stud Spacing: _____
Up  **Down**  

C Mount Inserts: 1° ☐ 0.5° ☐
 Aluminum ☐ Brass ☐

D Mount Inserts: 1° ☐ 0.5° ☐
 Aluminum ☐ Brass ☐

Hub Insert:
 +3 ☐ +2 ☐ +1 ☐ 0 ☐

Ball Stud Spacing: _____



Electronics:


Radio: _____ **Servo:** _____
EPA: Throttle: _____ % Brake: _____ %
ESC: _____
ESC Settings: _____
Motor: _____
Wind: _____ **Timing:** _____
Pinion: _____ **Spur:** _____
Battery: _____
Battery Position: _____

Drivetrain:

Transmission: _____ **Laydown:** ☐
3 Gear: ☐ **Layback:** ☐
4 Gear: ☐ **Stand Up:** ☐
Differential: _____ **Ball Diff:** ☐
Height: _____ **Gear Diff:** ☐
Notes: _____
Slipper Clutch: _____
Type: _____
of Pads: _____

Shocks:

	Front	Rear
Piston:		
Fluid:		
Spring:		
Limiters:		
Stroke:		
Eyelet Length:		
Cup Offset:		
Notes:		



Track Info:

Size: Small ☐ Medium ☐ Large ☐ Extra Large ☐
Surface: Dirt ☐ Carpet ☐ Astroturf ☐ Multi Surface ☐
Traction: Low ☐ Medium ☐ High ☐ Very High ☐
Moisture: Dry ☐ Damp ☐ Wet ☐
Condition: Indoor ☐ Outdoor ☐ Dusty ☐ Hard Packed ☐
 Bumpy ☐ Grooved ☐ Smooth ☐ Loamy ☐
Temperature: Ambient: _____ Track: _____
Notes: _____

Tires:

Front Tires: _____
Front Compound: _____
Front Insert: _____
Rear Tires: _____
Rear Compound: _____
Rear Insert: _____
Wheel (F/R): _____
Notes: _____

Body, Wing, Weight:

Body: _____
Servo Weights: _____
 None ☐ Aluminum ☐ Steel ☐ Other ☐
Electronic Weights: _____
 None ☐ Aluminum ☐ Steel ☐ Other ☐
Total Vehicle Weight: _____

Vehicle Comments:

Notes: _____