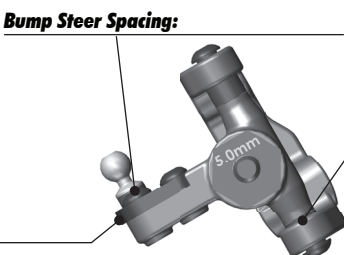


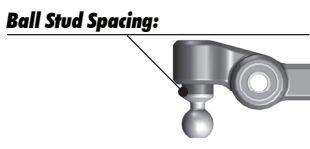
Front Suspension

Ride Height: _____
Camber: _____
Toe: _____
Arm Type: _____
Tower Type: _____
Caster Block Insert: _____
Steering Block: _____
Bulkhead Type: _____
Kick-Up Angle: _____
Wheel Hex: _____

Anti Roll Bar:
 None
 White (1.2mm)
 Gray (1.3mm)
 Blue (1.4mm)
 Other: _____

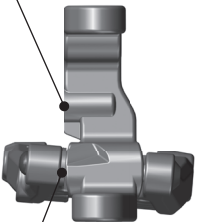


Axle Height:
 +3
 +2
 +1
 0
 SCH1256

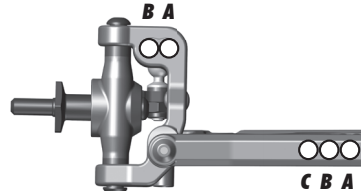


Steering Plate: _____

Steering Stop Spacing: _____



Ball Stud Spacing: _____



Notes

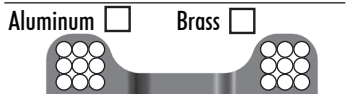
Caster Block Spacing: _____

Rear Suspension

Ride Height: _____
Camber: _____
Wheel Hex: _____
CVA Pin Location: _____
Hub Spacing:
 Forward Middle Back
Shock Mounting Position:
 Front of Arm Rear of Arm

Anti Roll Bar:
 None
 White (1.2mm)
 Gray (1.3mm)
 Blue (1.4mm)
 Other: _____

C Mount Inserts: 1° 0.5°



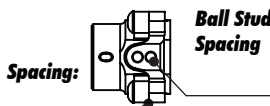
D Mount Inserts: 1° 0.5°



Notes

Rear Hub Link Setting:

Plastic Hub Aluminum Hub
 Up Down



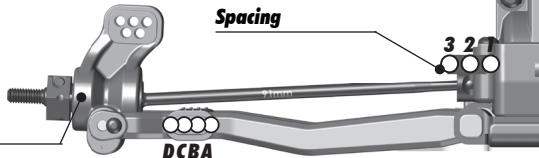
Hub Insert:

0 (0/3↑)
 +1 (1/2↑)
 +2 (1/2↓)
 +3 (0/3↓)

Ball Stud Spacing



Ball Stud Spacing



Tower: _____


Track Info, Tires & Aero

Radio: _____ **Servo:** _____
EPA: Throttle: _____ % Brake: _____ %
ESC: _____
ESC Settings: _____
Motor: _____ **Timing:** _____
Pinion: _____ **Spur:** _____
Battery: _____
Battery Position: _____

Drivetrain:
Transmission: Laydown Layback Stand up
 3 Gear 4 Gear
 Ball Diff: Gear Diff:
Slipper Clutch: _____
of Pads: _____

Shocks:

| | Front | Rear |
|-----------------------|-------|------|
| Piston: | | |
| Fluid: | | |
| Spring: | | |
| Limiters: | | |
| Stroke: | | |
| Eyelet Length: | | |
| Cup Offset: | | |
| Notes: | | |



Size: Small Medium Large Extra Large
Surface: Dirt Carpet Astroturf Multi Surface
Traction: Low Medium High Very High
Moisture: Dry Damp Wet
Condition: Indoor Outdoor Dusty Hard Packed
 Bumpy Grooved Smooth Loamy
Temperature: Ambient: _____ Humidity: _____
Notes: _____

Front Tires: _____
Front Compound: _____
Front Insert: _____
Rear Tires: _____
Rear Compound: _____
Rear Insert: _____
Wheel (F/R): _____
Notes: _____

Body: _____
Wing: _____
Notes: _____
Servo Weights: _____
 None Aluminum Steel Other
Electronic Weights: _____
 None Aluminum Steel Other
Total Vehicle Weight: _____

Comments

Comments