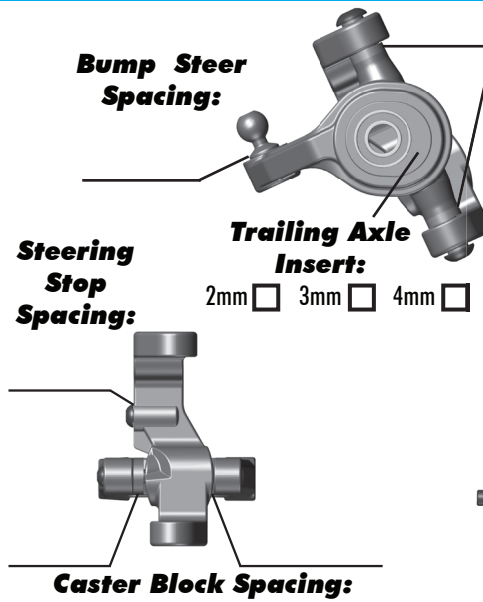


Front Suspension:

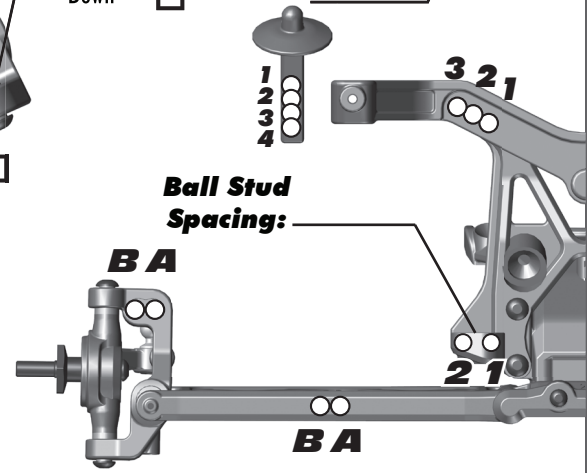
Camber: _____
Total Toe: _____
Ride Height: _____
Arm Type: _____
Tower Type: _____
Caster Block Insert: _____
Kick-Up Angle: _____
Wheel Hex: _____

Notes: _____



Axle Height:
 Up ☐
 Middle ☐
 Down ☐

Ball Stud Spacing: _____
 1 2 3 4



Rear Suspension:

Camber: _____
Ride Height: _____
Wheel Hex: _____
Hub Spacing: Forward ☐ Middle ☐ Back ☐

Notes: _____

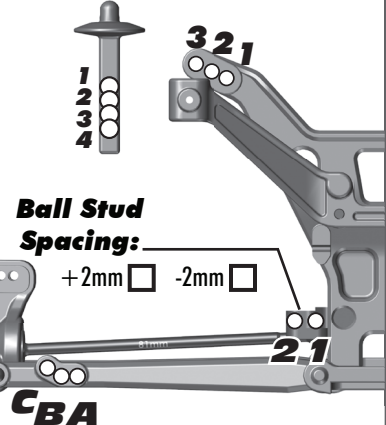
Anti Roll Bar:
 None ☐
 Green (1.2mm) ☐
 White (1.3mm) ☐
 Blue (1.4mm) ☐

Rear Hub Link Setting:
A C B A Up ☐ Down ☐
B B A Up ☐ Down ☐

Arm Mount: 2.5+2

Inboard Toe: _____
Anti-Squat: _____
Insert (D): _____

Hub Insert: 0° ☐ 0.5° ☐ 1° ☐



Electronics:

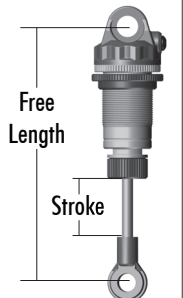
Radio: _____ **Servo:** _____
EPA: Throttle: _____% **Brake:** _____%
ESC: _____
ESC Settings: _____
Motor: _____
Wind: _____ **Timing:** _____
Pinion: _____ **Spur:** _____
Battery: _____
Battery Position: _____

Drivetrain:

Differential:
3 Gear: ☐ **4 Gear:** ☐
Ball Diff: ☐ **Gear Diff:** ☐
Notes: _____
Slipper Clutch:
Type: _____
of Pads: _____
Notes: _____

Shocks:

	Front	Rear
Piston:		
Oil:		
Spring:		
Limiters:		
Cup Offset:		
Stroke:		
Free Length:		
Notes:		



Track Info:

Size: Small ☐ Medium ☐ Large ☐ Extra Large ☐
Surfaces: Dirt ☐ Carpet ☐ Astroturf ☐ Multi Surface ☐
Traction: Low ☐ Medium ☐ High ☐ Very High ☐
Moisture: Dry ☐ Damp ☐ Wet ☐
Condition: Indoor ☐ Outdoor ☐ Dusty ☐ Hard Packed ☐
 Bumpy ☐ Grooved ☐ Smooth ☐ Loamy ☐

Temperature: Ambient: _____ Track: _____
Notes: _____

Tires:

Tires (F/R): _____ / _____
Compound (F/R): _____ / _____
Insert (F/R): _____ / _____
Wheel (F/R): _____ / _____
Notes: _____

Body & Wing:

Body: _____
Wing: _____
Notes: _____

Race Results:

Qualify: _____ **Main:** _____
Finish: _____ **TQ:** ☐
Best Lap Time: _____

Vehicle Comments:

Total Vehicle Weight: _____