

Front Suspension:

Ride Height:	18mm
Camber:	-2°
Toe:	+1°
Arm Type:	Hard B6.1 #91672
Tower Type:	B6.1 #91767
Caster Block Insert:	+5°
Steering Block:	+4mm
Bulkhead Type:	brass #91659
Kick-Up Angle:	25°
Wheel Hex:	standard +5 mm
Notes:	alu servo horn #1366 alu bell cranks #91668 alu steering rack #91669 chrome front shafts 3x21mm #91616

Anti Roll Bar:

White (0.8mm)
 Gray (0.9mm)
 Blue (1.0mm)
 Other: none

Bump Steer Spacing: 0mm

Axle Height:


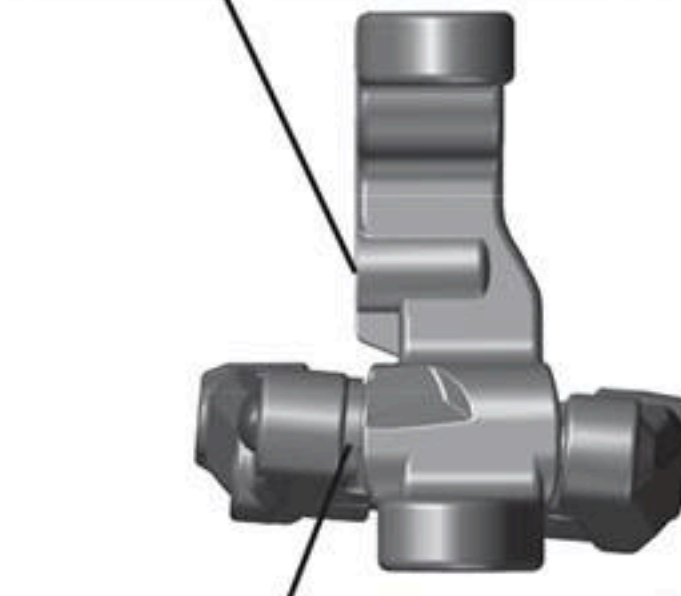
+3
 +2
 +1
 0

Ball Stud Spacing: 2mm


Steering Plate: +1mm #91680

Steering Stop Spacing: 0mm

Caster Block Spacing: shim forward



Ball Stud Spacing: 2mm



Rear Suspension:

Ride Height:	18mm
Camber:	-2°
Tower Type:	tall #91770
Wheel Hex:	7mm #91610
CVA Bone Length:	67mm #91434
CVA Pin Location:	outside
Hub Spacing:	Forward <input type="checkbox"/> Middle <input checked="" type="checkbox"/> Back <input type="checkbox"/>
Shock Mounting Position:	Front of Arm <input checked="" type="checkbox"/> Rear of Arm <input type="checkbox"/>
Notes:	31mm Shock body # Axle shim used. #91605 chrome rear shaft 3x27.5 #91620

Anti Roll Bar:

White (1.2mm)
 Gray (1.3mm)
 Blue (1.4mm)
 Other: none

Rear Hub Link Setting:

Plastic Hub Aluminum Hub Ball Stud Spacing: 2mm

Up: E C A D B **Down:** D B E C A

C Mount Inserts: 1° 0.5°

Aluminum Brass

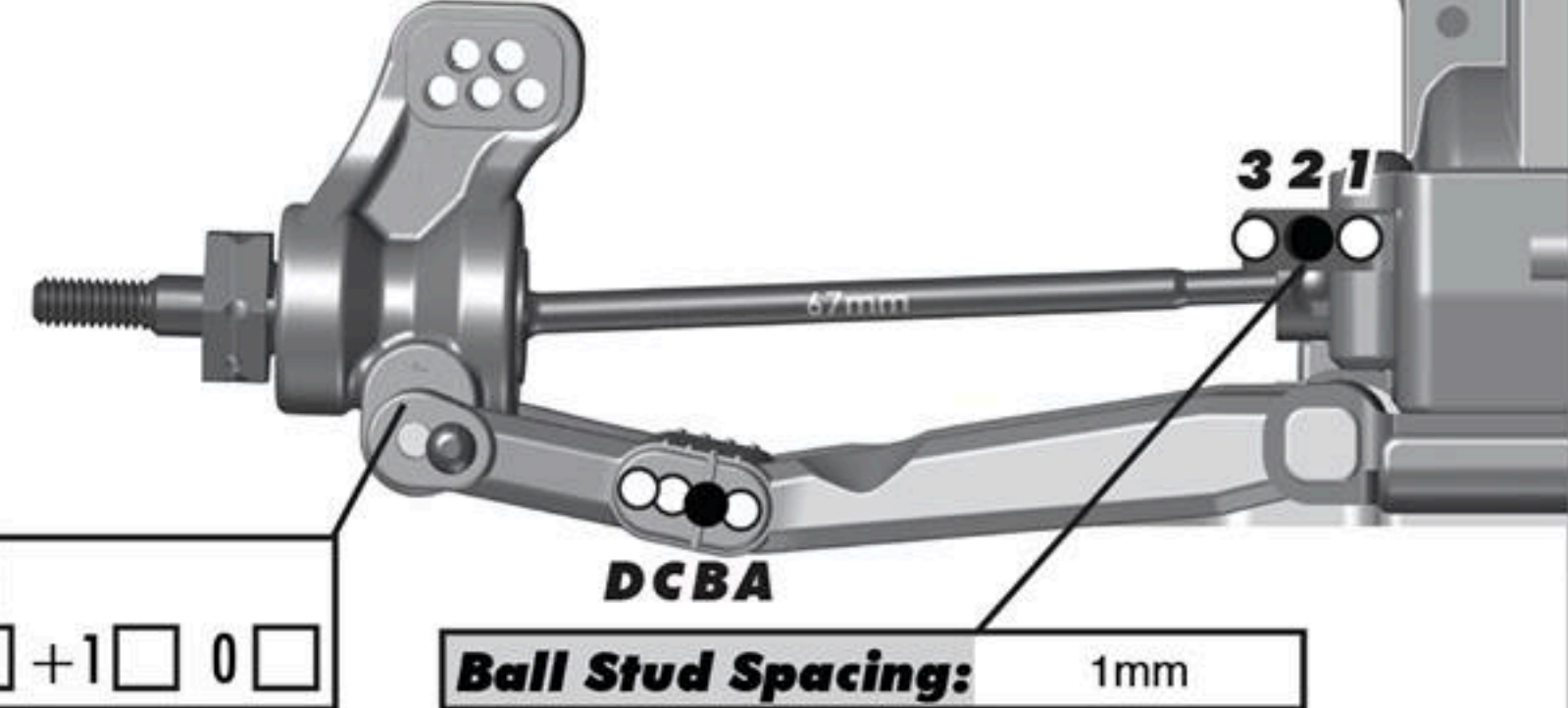
D Mount Inserts: 1° 0.5°

Aluminum Brass

Hub Insert:

+3 +2 +1 0

Ball Stud Spacing: 1mm



Electronics:

Radio:	KO PROPO	Servo:	Reedy RS 1206
EPA: Throttle:	%	Brake:	%
ESC:	Reedy Black box 510R		
ESC Settings:			
Motor:	Reedy Sonic 3		
Wind:	6.5	Timing:	30°
Pinion:	23 #1341	Spur:	78 #91811
Battery:	Reedy Zapper 3600 #27337		
Battery Position:	F4		

Drivetrain:

Transmission: Laydown: Layback:

3 Gear: Stand Up:
 4 Gear:

Differential: Ball Diff: Gear Diff:

Height: +2mm

Notes: Diff #91845

Slipper Clutch:

Type: Kit Plates.

of Pads: 2 LCF PADS #91197

Shocks:

	Front	Rear
Piston:	TMG 1.6 x 2	TMG 1.7 x 2
Fluid:	AE 32.5w	AE 27.5w
Spring:	AE WHITE V2 #91831	AE WHITE V2 #91838
Limiters:	0	0
Stroke:	21mm	27.5mm
Eyelet Length:	short	long
Cup Offset:	+5mm	+5mm
Notes:	FOX #91576 F, FOX #91578	



Track Info:

Size: Small Medium Large Extra Large

Surface: Dirt Carpet Astroturf Multi Surface

Traction: Low Medium High Very High

Moisture: Dry Damp Wet

Condition: Indoor Outdoor Dusty Hard Packed
 Bumpy Grooved Smooth Loamy

Temperature: Ambient: 21° Track: 21°

Notes: Cork flooring and gym mats. Honeycomb

Tires:

Front Tires: Schumacher Honeycomb

Front Compound: Yellow

Front Insert: none

Rear Tires: Schumacher Honeycomb

Rear Compound: Yellow

Rear Insert: standard

Wheel (F/R): AE

Notes:

Body, Wing, Weight:

Body: Proline

Wing: Proline

Wing Angle: 0° 3° 6°

Servo Weights: #91748 (24g)
 None Aluminum Steel Other

Electronic Weights: #91747 (36g)
 None Aluminum Steel Other

Total Vehicle Weight:

Vehicle Comments:

Notes: under batter weight 55g. Reedy lipo set #27304.. FT wing buttons #92100. HARD B6.1 rear arm #91778.