

**Front Suspensions:**

Reset Forms

**Camber:** 0

**Total Toe:** 0

**Ride Height:** 24 mm

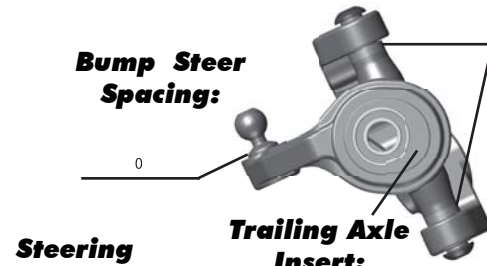
**Arm Type:** Flat, Standard Composite

**Tower Type:** Flat, Carbon Composite

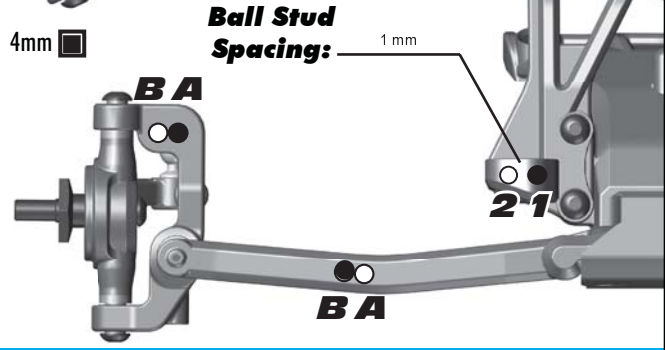
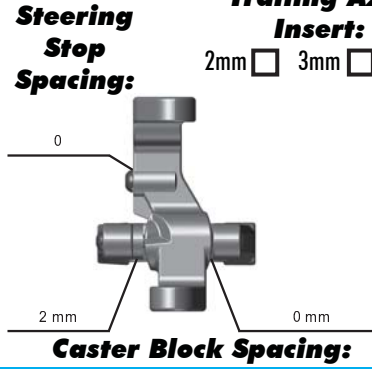
**Caster Block Insert:** 5

**Kick-Up Angle:** 25

**Notes:** Carbon composite caster block, spindles and tower;  
Trail inserts glued in;



**Axle Height:**  
Up   
Middle   
Down



**Rear Suspension:**

**Camber:** 0

**Ride Height:** 24 mm

**Hub Spacing:** Forward  Middle  Back

**Notes:** Factory Team Aluminum Arm Mounts

**Anti Roll Bar:**  
None   
Black (1.2mm)   
Silver (1.3mm)   
Gold (1.4mm)

**Rear Hub Link Setting:**

**A** C B A Up   
Down

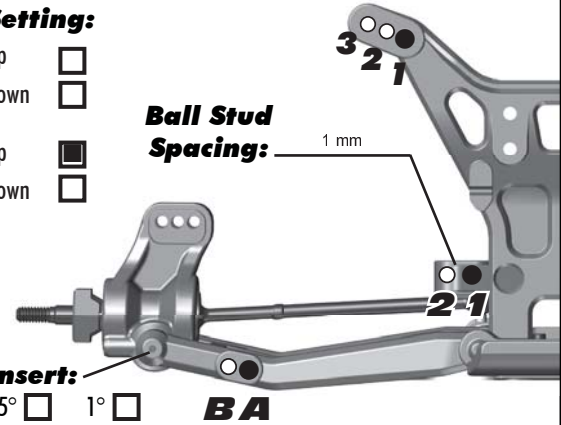
**B** A Up   
Down



**Inboard Toe:** 3

**Anti-Squat:** 2

**Hub Insert:** 0°  0.5°  1°  BA



**Electronics:**

**Radio:** Airtronics M12 **Servo:** XP 1313

**EPA: Throttle:** 100 % **Brake:** 89 %

**ESC:** Reedy Blackbox

**ESC Settings:** -

**Motor:** Reedy Sonic Mach2

**Wind:** 7.5 **Timing:** 0

**Pinion:** 23 **Spur:** 81

**Battery:** Reedy Shorty #602

**Battery Position:** Thick Pad Front / Two Thin Pads Rear

**Drivetrain:**

**Differential:**  
Ball:   
Setting: Standard To Tight  
Gear:   
Oil: \_\_\_\_\_

**Slipper Clutch:**


**Type:** Schelle Nova

**# of Pads:** 3

**Notes:** White / White / Red Pads

**Shocks:**

	Front	Rear
<b>Piston:</b>	3 x 1.4 Tapered	3 x 1.4 Flat
<b>Oil:</b>	35	32.5
<b>Spring:</b>	White	White
<b>Limiters:</b>	1	1
<b>Cup Offset:</b>	5 mm	5 mm
<b>Stroke:</b>	20.5 mm	26.5 mm
<b>Free Length:</b>	N/A	N/A
<b>Notes:</b>	Factory Team Clear X-Rings	



**Track Info:**

**Size:** Small  Medium  Large  Extra Large

**Surfaces:** Dirt  Carpet  Astroturf  Multi Surface

**Traction:** Low  Medium  High  Very High

**Moisture:** Dry  Damp  Wet

**Condition:** Indoor  Outdoor  Dusty  Hard Packed   
Bumpy  Grooved  Smooth  Loamy

**Temperature:** Ambient: \_\_\_\_\_ Track: \_\_\_\_\_

**Notes:** Some dust outside of groove

**Tires:**

**Tires (F/R):** JConcepts Bar Codes / JConcepts Bar Codes V1

**Compound (F/R):** Green / Green

**Insert (F/R):** JConcepts Dirt-Tech Gray / JConcepts Dirt-Tech Gray

**Wheel (F/R):** JConcepts Mono / JConcepts Mono

**Notes:** JConcepts Serrated Wheel Nus

**Body & Wing:**

**Body:** JConcepts Silencer

**Wing:** JConcepts B5 High Clearance 6.5" (Wicker lip cut to 1 line)

**Wing Angle:** 0°  3°  6°

**Notes:**

**Race Results:**

**Qualify:** \_\_\_\_\_ **Main:** \_\_\_\_\_

**Finish:** \_\_\_\_\_ **TQ:**

**Best Lap Time:** \_\_\_\_\_

**Vehicle Comments:**

Lunsford titanium screws; Transponder on top of servo; Factory Team Aluminum Shock Caps; UpGrade chassis tape;

**Total Vehicle Weight:** 1620g