

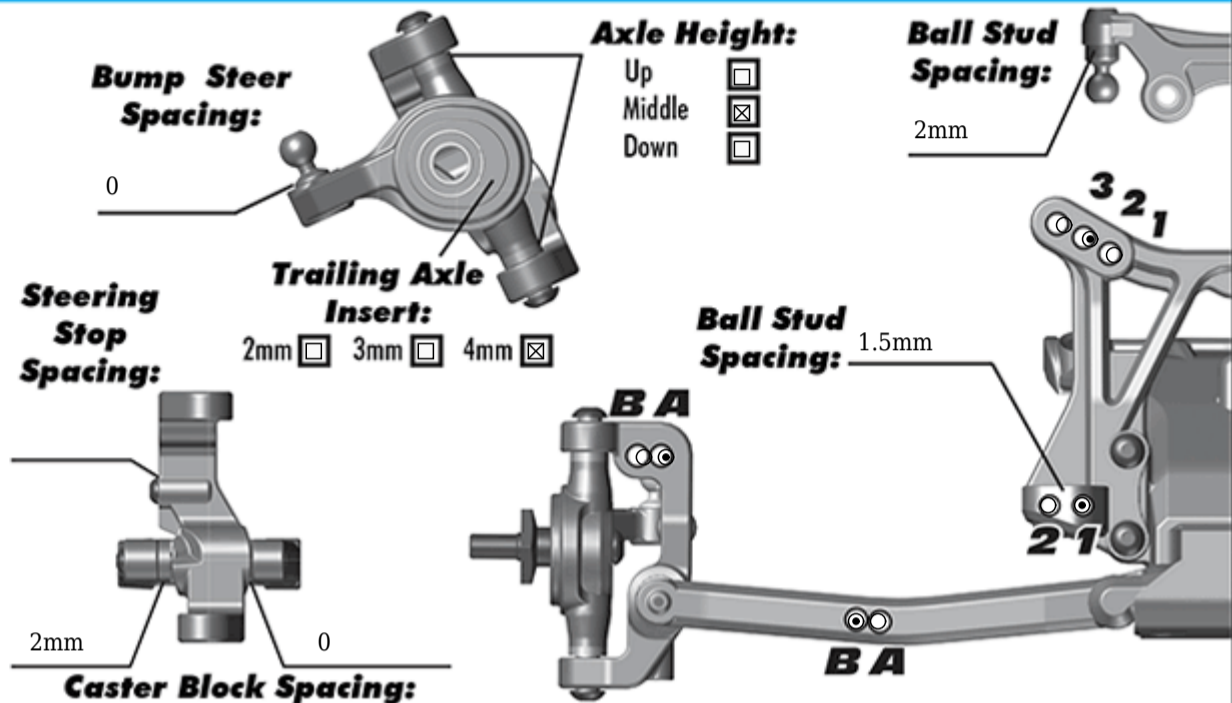


NAME Kurt Wenger		DATE 2015-03-16	TRACK SRS Raceway, Cactus Classic
CITY Phoenix, AZ		COUNTRY USA	EVENT 13.5 Cactus Classic
TRACTION LEVEL <input checked="" type="radio"/> HIGH <input type="radio"/> MEDIUM <input type="radio"/> LOW		TRACK TYPE <input checked="" type="radio"/> OPEN <input type="radio"/> MEDIUM <input type="radio"/> TIGHT	TRACK SIZE <input checked="" type="radio"/> LARGE <input type="radio"/> MEDIUM <input type="radio"/> SMALL
CONDITIONS <input checked="" type="checkbox"/> WET <input type="checkbox"/> DUSTY <input type="checkbox"/> LOOMY <input type="checkbox"/> DRY <input checked="" type="checkbox"/> GROOVED <input type="checkbox"/> ROUGH		SURFACE <input checked="" type="checkbox"/> INDOORS <input type="checkbox"/> GRAVEL <input type="checkbox"/> CARPET <input type="checkbox"/> OUTDOORS <input type="checkbox"/> ASTRO <input type="checkbox"/> ASPHALT	

Front Suspension:

Camber: -0.5
Total Toe: 0
Ride Height: 23mm w/o body
Arm Type: Flat Arm std
Tower Type: Flat arm std
Caster Block Insert: 0
Kick-Up Angle: 30

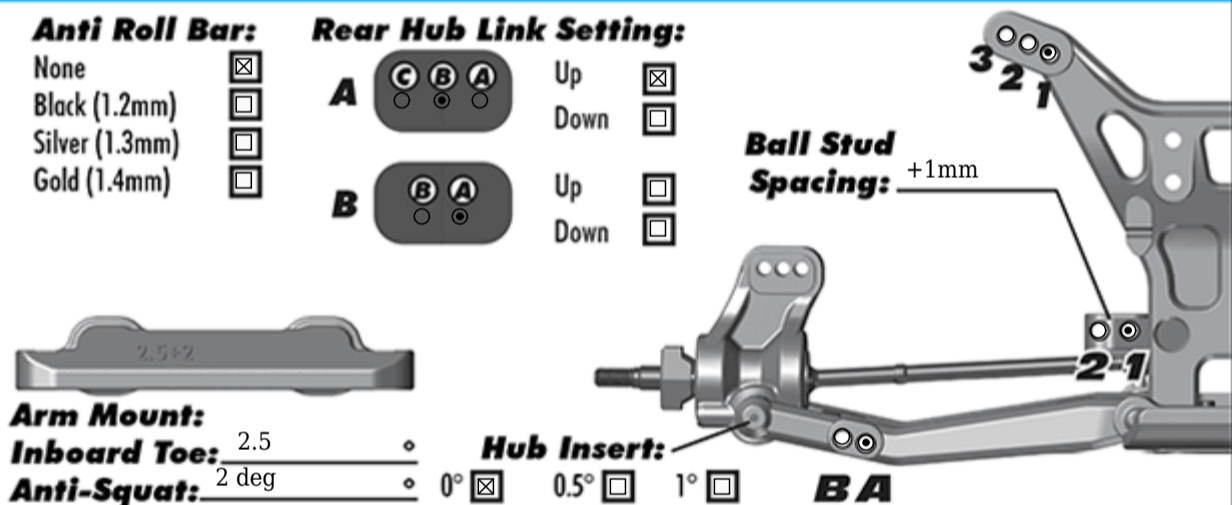
Notes: Schelle Alum. Steering Bushing 1/2 OZ inside front top plate/ bulkhead.



Rear Suspension:

Camber: -1
Ride Height: 23mm w/o body
Hub Spacing: Forward Middle Back

Notes: RM arms, Schelle Ballstud Mount (inside 3rd hole), flipped -2mm with 3mm washer. FT Alum "C" Mount. Schelle Aluminum Rear Hubs, inside hole +1mm, spaced in 2mm Same as kit plastic. A-UP. Brass C, MIP Pucks Alum.



Electronics:

Radio: M11-x **Servo:** Air 94661
EPA: Throttle: 100% **Brake:** 75%
ESC: Reedy Blackbox
ESC Settings: 5000hz. 20%drag
Motor: 13.5 Reedy Sonic
Wind: **Timing:** 35deg
Pinion: 29 **Spur:** 72
Battery: Reedy 4100 Shorty, 35A
Battery Position: 4mm pad behind

Drivetrain:

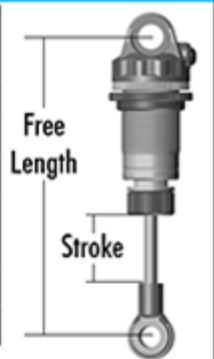
Differential: Ball: Setting: Std, Schelle balls
 Gear:
 Oil:

Slipper Clutch:

Type: Schelle Nova
of Pads: 2
Notes: red-red

Shocks:

	Front	Rear
Piston:	2x1.6 Kit	2x1.6 Bevel
Oil:	32.5 wt	30wt
Spring:	AE White	AE White
Limiters:	1	2
Cup Offset:	+5	+5
Stroke:	21.5mm	27mm
Free Length:		
Notes:	Cut front eyelet 1mm	



Track Info:

Size: Small Medium Large Extra Large
Surfaces: Dirt Carpet Astroturf Multi Surface
Traction: Low Medium High Very High
Moisture: Dry Damp Wet
Condition: Indoor Outdoor Dusty Hard Packed
 Bumpy Grooved Smooth Loamy

Tires:

Tires (F/R): JConcepts Smoothies 2.4" / JC Smoothies 2.4"
Compound (F/R): Gold / Gold
Insert (F/R): Gray JC, trim ribs off insid / Gray JC, hole punched
Wheel (F/R): AE 2.4 / AE 2.4
Notes:

Body & Wing:

Body: JC Finisher
Wing: JC 6.5" Hi Clearance
Wing Angle: 0° 3° 6°
Notes: Trim 2nd Line

Race Results:

Qualify: 8 **Main:** A
Finish: 4th **TQ:**
Best Lap Time:

Vehicle Comments:

Schelle Carbon Battery Strap, ESC back middle location, tray sides cut front and rear.
Total Vehicle Weight: Around 1530g