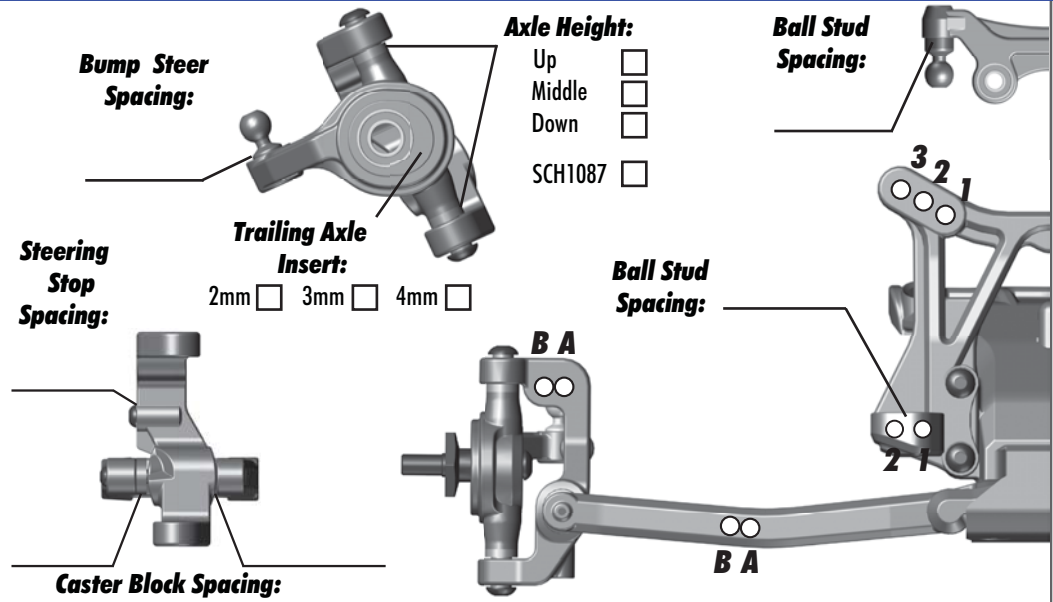


Front Suspension:

Camber: _____
Total Toe: _____
Ride Height: _____
Arm Type: _____
Tower Type: _____
Caster Block Insert: _____
Kick-Up Angle: _____
Wheel Hex: _____

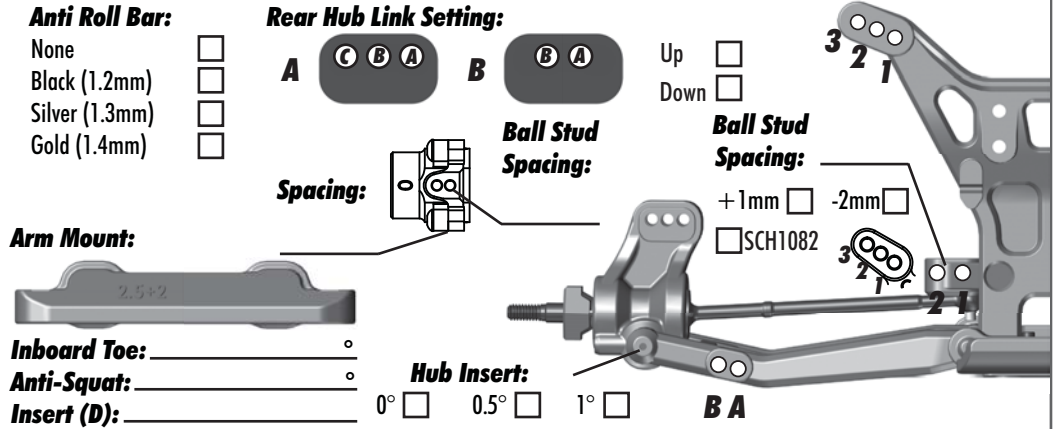
Notes: _____



Rear Suspension:

Camber: _____
Ride Height: _____
Wheel Hex: _____
Hub Spacing:
Forward Middle Back

Notes: _____



Electronics:

Radio: _____ Servo: _____
EPA: Throttle: _____ % Brake: _____ %
ESC: _____
ESC Settings: _____
Motor: _____
Wind: _____ Timing: _____
Pinion: _____ Spur: _____
Battery: _____
Battery Position: _____

Drivetrain:

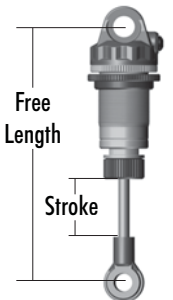
Differential: Ball Gear
Gearbox: 3 Gears 4 Gears
Notes: _____

Slipper Clutch:

Type: _____
of Pads: _____
Notes: _____

Shocks:

	Front	Rear
Piston:		
Oil:		
Spring:		
Limiters:		
Cup Offset:		
Stroke:		
Free Length:		
Notes:		



Track Info:

Size: Small Medium Large Extra Large
Surfaces: Dirt Carpet AstroTurf Multi Surface
Traction: Low Medium High Very High
Moisture: Dry Damp Wet
Condition: Indoor Outdoor Dusty Hard Packed
Bumpy Grooved Smooth Loamy

Temperature: Ambient: _____ Track: _____
Notes: _____

Tires:

_____:F - Tires - R: _____
_____:F - Compound - R: _____
_____:F - Insert - R: _____
_____:F - Wheel - R: _____
_____:F - Notes - R: _____

Body & Wing:

Body: _____
Wing: _____
Wing Angle: 0° 3° 6°
Notes: _____

Race Results:

Quality: _____ Main: _____
Finish: _____ TQ:
Best Lap Time: _____

Vehicle Comments:

Total Vehicle Weight: _____