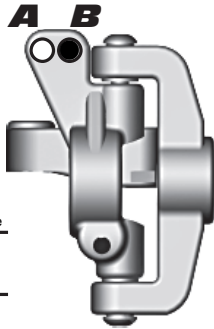


Setup Sheet

Front Suspension

Anti Roll Bar:

- 0.047" Black
- 0.055" Silver
- None



Bumpsteer

Washer: 0.030" outside/3mm inside

Camber: -2

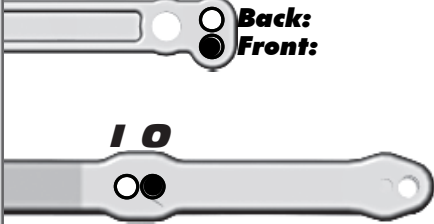
Toe: 0

Ride Height: 21

Washers: 0.030"

Steering Rack:

Back:
Front:




Notes: Plastic Arms
JConcepts Steering Rack - Middle Hole

Rear Suspension

Reset Forms

Anti Roll Bar:

- 0.047" Black
- 0.055" Silver
- None



Camber: -1.5

Toe: 3

Ride Height: 20

Anti-Squat: 0.030"

Aluminum Hub Tower:

- A
- B
- C

Wheelbase: **Washers:** 0.030"

- Long
- Medium
- Short

Notes: Plastic Arms
Graphite A-Hub #9917
Aluminum Rear Tower Mount

Front Shocks

Spring: K-Yellow **Piston:** FT 1.5 Taper
Shock Oil: AE 35 **Limiter:** 2 - 21mm exposed

Rear Shocks

Spring: K-White **Piston:** FT 3 x 1.4 Taper
Shock Oil: AE 30 **Limiter:** 1 - 27mm exposed

Electronics / Weight

Motor & Wind: Reedy Sonic 2 - 6.5 w/10" timing
Pinion: 19 **Spur Gear:** 91
Batteries: Reedy Wolf Pack #737
Battery Placement: Front Back
Ballast Weight: Schelle Aluminum Block
Chassis Weight: Schelle Aluminum Chassis

Radio: M12
Throttle / Brake e.p.a.: 100/82
Throttle / Brake expo:
Servo: Airtronics 94671 **Steering Expo:**
ESC: LRP Flow
ESC Settings: 5/2/2/2/0/0/0

Front Tires

Tire: AKA Impact
Compound: Super Soft
Insert: Jconcepts And+1
Wheel: AE

Rear Tires

Tire: AKA Impact
Compound: Super Soft
Insert: Jconcepts And+1
Wheel: AE Hex

Drivetrain

Slipper: Associated
2 Pads **3 Pads** **4 Pads**
Notes: 91170 Pad Cut Down

Differentials

Front: 10k
Rear: 7k
Notes: Gear Diffs

Race and Vehicle Comments

Qualify: 1 **Main:** A **Finish:** 1 **TQ:** ✓
Comments: Lunsford Titanium Screw Kit, Schelle Chassis (-6mm)

Other

Body Type: Jconcepts Finisher
Wing Type: Jconcepts **Wing Angle:** 6°

Track Info

- Smooth:** **Bumpy:** **Blue Groove:**
- Traction:** **High:** **Medium:** **Low:**
- Soft Dirt:** **Grass:** **Clay:** **Wet:**
- Dusty:** **Other:**