

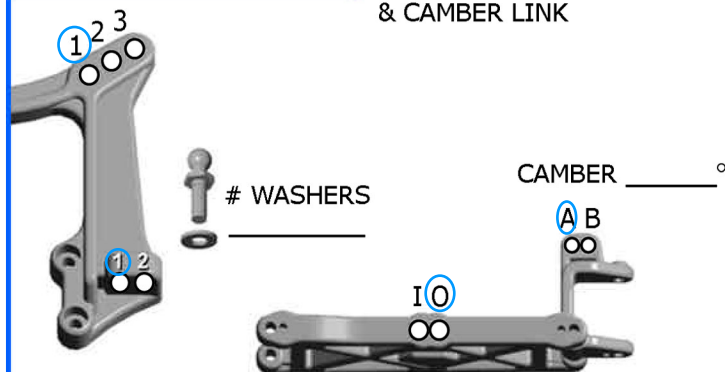


SETUP SHEET for the Team Associated RC10B4

Driver _____
Track / City _____
Event _____ Date _____

FRONT

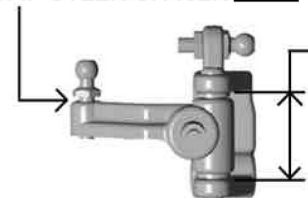
SHOCK MOUNTING & CAMBER LINK



RIDE HEIGHT _____

TOE-IN (+)/OUT (-) _____°

BUMP STEER SPACER _____



AXLE HEIGHT ☐ up ☒ middle ☐ down
CASTER ☐ 20° ☐ 25° ☒ 30°

STEERING BLOCK ☒ trailing ☐ inline

FRONT SHOCKS

OIL _____ wt

SPRING (color) _____ PISTON # _____

SHAFT ☒ unobtainium ☐ STD # LIMITERS _____

FRONT TIRES & WHEELS

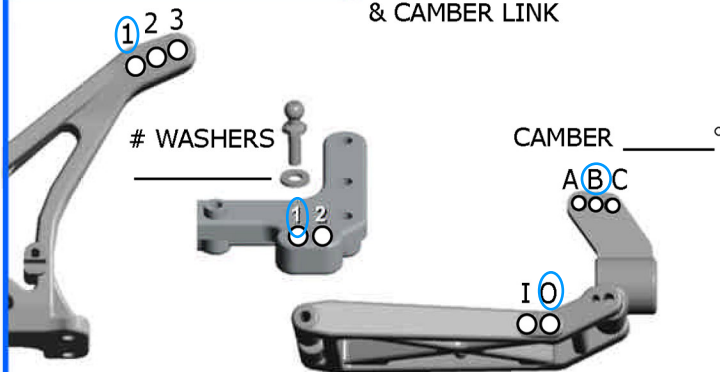
FRONT TIRES _____

INSERTS _____ WHEELS _____

TRACTION COMPOUND _____

REAR

SHOCK MOUNTING & CAMBER LINK



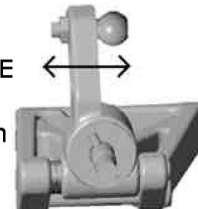
RIDE HEIGHT _____

ANTI-SQUAT

☐ 0°
☐ 1°
☒ 2°
☐ 3°

WHEELBASE

☐ long
☒ medium
☐ short



ANTI-ROLL BAR

☒ none
☐ black (soft)
☐ silver (med)
☐ gold (heavy)

REAR SHOCKS

OIL _____ wt

SPRING (color) _____ PISTON # _____

SHAFT ☒ unobtainium ☐ STD # LIMITERS _____

REAR TIRES & WHEELS

REAR TIRES _____

INSERTS _____ WHEELS _____

RADIO/BATTERIES

RADIO _____ SERVO _____

ESC _____

DRAW BRAKE _____ INIT BRAKE _____

BATTERY PLACEMENT ☐ front ☐ rear

BATTERIES _____

MOTOR

MOTOR & WIND _____

BRUSHES _____

SPRING _____

PINION / SPUR _____ / _____

OTHER

BODY _____

WING _____

WING ANGLE ☐ 0° ☐ 3° ☒ 6°

CHASSIS _____

CONDITIONS

☐ smooth ☐ sandy
☐ bumpy ☐ soft dirt
☐ low traction ☒ grass
☐ med traction ☐ blue groove
☒ high traction ☐ clay

☐ wet ☐ dusty
☐ dry ☐ other

COMMENTS

NOTES _____

