

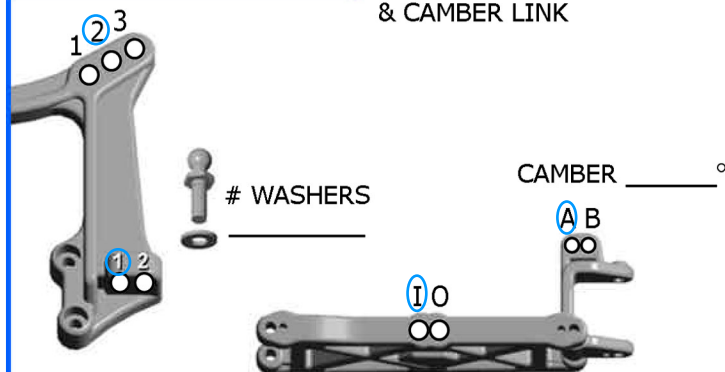


SETUP SHEET for the Team Associated RC10B4

Driver \_\_\_\_\_  
Track / City \_\_\_\_\_  
Event \_\_\_\_\_ Date \_\_\_\_\_

## FRONT

### SHOCK MOUNTING & CAMBER LINK



RIDE HEIGHT \_\_\_\_\_

TOE-IN (+)/OUT (-) \_\_\_\_\_°

BUMP STEER SPACER \_\_\_\_\_



AXLE HEIGHT ☐ up ☒ middle ☐ down  
CASTER ☐ 20° ☐ 25° ☒ 30°

STEERING BLOCK ☒ trailing ☐ inline

## FRONT SHOCKS

OIL \_\_\_\_\_ wt

SPRING (color) \_\_\_\_\_ PISTON # \_\_\_\_\_

SHAFT ☒ unobtainium ☐ STD # LIMITERS \_\_\_\_\_

## FRONT TIRES & WHEELS

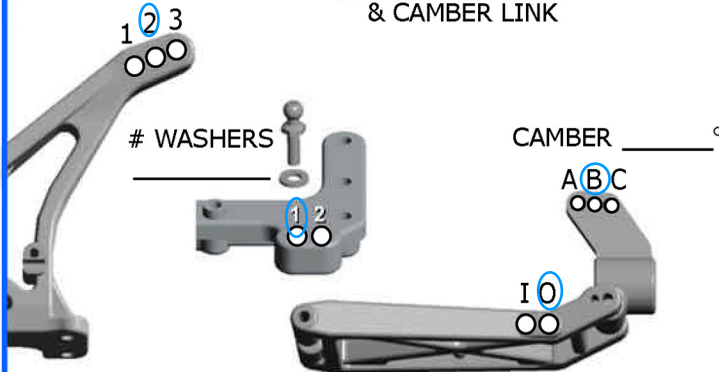
FRONT TIRES \_\_\_\_\_

INSERTS \_\_\_\_\_ WHEELS \_\_\_\_\_

TRACTION COMPOUND \_\_\_\_\_

## REAR

### SHOCK MOUNTING & CAMBER LINK

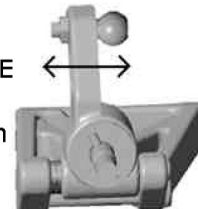


RIDE HEIGHT \_\_\_\_\_

### ANTI-SQUAT

☐ 0°  
☐ 1°  
☒ 2°  
☐ 3°

WHEELBASE ☐ long ☒ medium ☐ short



### ANTI-ROLL BAR

☒ none  
☐ black (soft)  
☐ silver (med)  
☐ gold (heavy)

## REAR SHOCKS

OIL \_\_\_\_\_ wt

SPRING (color) \_\_\_\_\_ PISTON # \_\_\_\_\_

SHAFT ☒ unobtainium ☐ STD # LIMITERS \_\_\_\_\_

## REAR TIRES & WHEELS

REAR TIRES \_\_\_\_\_

INSERTS \_\_\_\_\_ WHEELS \_\_\_\_\_

## RADIO/BATTERIES

RADIO \_\_\_\_\_ SERVO \_\_\_\_\_

ESC \_\_\_\_\_

DRAW BRAKE \_\_\_\_\_ INIT BRAKE \_\_\_\_\_

BATTERY PLACEMENT ☐ front ☐ rear

BATTERIES \_\_\_\_\_

## MOTOR

MOTOR & WIND \_\_\_\_\_

BRUSHES \_\_\_\_\_

SPRING \_\_\_\_\_

PINION / SPUR \_\_\_\_\_ / \_\_\_\_\_

## OTHER

BODY \_\_\_\_\_

WING \_\_\_\_\_

WING ANGLE ☐ 0° ☐ 3° ☒ 6°

CHASSIS \_\_\_\_\_

## CONDITIONS

☐ smooth ☐ sandy  
☐ bumpy ☐ soft dirt  
☐ low traction ☐ grass  
☐ med traction ☐ blue groove  
☐ high traction ☐ clay

☐ wet ☐ dusty  
☐ dry ☐ other

## COMMENTS

NOTES \_\_\_\_\_  
\_\_\_\_\_  
\_\_\_\_\_  
\_\_\_\_\_