

Front Suspension:

Ride Height:	19 mm
Camber:	-1
Toe:	+1
Anti-Roll Bar:	Black (1.1 mm)
Wheelbase Shim:	Front (Arm Back)
Wheel Hex:	#91609 5.0 mm
Caster Block:	7° <input type="checkbox"/> 10° <input checked="" type="checkbox"/> 13° <input type="checkbox"/>
Notes:	#92026 Hard Front A-Arms #92103 FT Aluminum Steering Rack #1363 FT Aluminum Servo Horn, 18.5 mm #92023 FT Arm Mount B, Brass

Axle Height:

+3

+2

+1

0

Bump Steer Spacing: 3 mm

Ball Stud Spacing: 0 mm

Steering Plate: #92033 +2

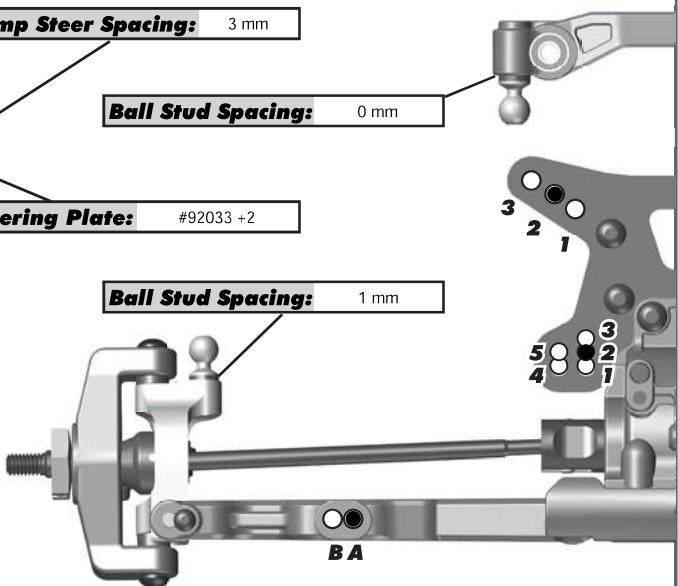
Ball Stud Spacing: 1 mm

Arm Mount A:

LRC HRC 1° 0.5°

Arm Mount B:

LRC HRC 1° 0.5°



Rear Suspension:

Ride Height:	19 mm
Camber:	-1
Anti-Roll Bar:	1.3 mm
Wheelbase Shim:	Back (Arms Forward)
Wheel Hex:	#91609 5.0 mm
Hub Spacing:	Forward <input type="checkbox"/> Middle <input checked="" type="checkbox"/> Back <input type="checkbox"/>
Gearbox Shim:	Yes <input type="checkbox"/> No <input checked="" type="checkbox"/>
Chassis Brace:	Short <input checked="" type="checkbox"/> Long <input type="checkbox"/>
Notes:	#92049 Hard Rear Arms #92098 FT Aluminum Rear Hubs (Middle Row + 3 mm)

Arm Mount C:

LRC HRC 1° 0.5°

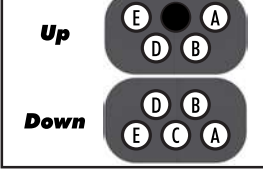


Arm Mount D:

LRC HRC 1° 0.5°

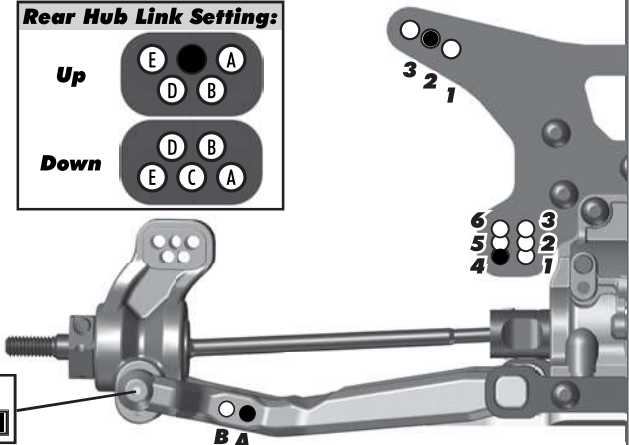


Rear Hub Link Setting:



Hub Insert:

+3 +2 +1 0



Electronics:


Radio:	Sanwa M12S	Servo:	#27101 Reedy RT1508
EPA: Throttle:	100 %	Brake:	88 %
ESC:	Reedy Blackbox 510R		
ESC Settings:	See Setup Sheet		
Motor:	Reedy M3		
Wind:	5.5	Timing:	20°
Pinion:	19	Spur:	81
Battery:	#27305 Reedy Zapper 100C		
Battery Position:	Forward		

Differential:

Front Fluid:	10,000
Gears:	Plastic <input type="checkbox"/> Metal <input checked="" type="checkbox"/>
Center Fluid:	200.00
Gears:	Plastic <input type="checkbox"/> Metal <input checked="" type="checkbox"/>
Rear Fluid:	10,000
Gears:	Plastic <input type="checkbox"/> Metal <input checked="" type="checkbox"/>
Slipper Clutch:	
Type:	N/A
# of Pads:	N/A

Shocks:

	Front	Rear
Piston:	2 x 1.5 Flat Machined	3 x 1.4 Flat Machined
Fluid:	37.5 wt	30 wt
Spring:	Orange	Gray
Limiters:	1 Internal / 2 External	0
Stroke:	21 mm	27.5 mm
Eyelet Length:	Long	Long
Cup Offset:	5 mm	5 mm
Notes:	#91494 Machined Internals, #91493 X-Rings	



Track Info:

Size:	Small <input type="checkbox"/> Medium <input checked="" type="checkbox"/> Large <input type="checkbox"/> Extra Large <input type="checkbox"/>
Surface:	Dirt <input checked="" type="checkbox"/> Carpet <input type="checkbox"/> Astroturf <input type="checkbox"/> Multi Surface <input type="checkbox"/>
Traction:	Low <input type="checkbox"/> Medium <input checked="" type="checkbox"/> High <input type="checkbox"/> Very High <input type="checkbox"/>
Moisture:	Dry <input checked="" type="checkbox"/> Damp <input type="checkbox"/> Wet <input type="checkbox"/>
Condition:	Indoor <input type="checkbox"/> Outdoor <input checked="" type="checkbox"/> Dusty <input checked="" type="checkbox"/> Hard Packed <input type="checkbox"/> Bumpy <input type="checkbox"/> Grooved <input type="checkbox"/> Smooth <input checked="" type="checkbox"/> Loamy <input type="checkbox"/>
Temperature:	Ambient: _____ Track: _____
Notes:	

Tires:

Front Tires:	JConcepts Dirt Webs
Front Compound:	Y2
Front Insert:	JConcepts Dirt Tech
Rear Tires:	JConcepts Dirt Maze
Rear Compound:	Y2
Rear Insert:	JConcepts Dirt Tech
Wheel (F/R):	JConcepts Mono
Notes:	

Body, Wing, Weight:

Body:	JConcepts F2
Wing:	JConcepts Aero
Wing Angle:	0° <input type="checkbox"/> 3° <input type="checkbox"/> 6° <input checked="" type="checkbox"/>
Chassis Weights:	None <input checked="" type="checkbox"/> 15g <input type="checkbox"/> 30g <input type="checkbox"/> Other <input type="checkbox"/>
Other Weights:	
Total Vehicle Weight:	

Vehicle Comments:

Notes: #91576 & #91577 Kashima Shock Bodies; #91449 Plastic Shock Caps