

## Front Suspension:

<b>Ride Height:</b>
<b>Camber:</b>
<b>Toe:</b>
<b>Anti-Roll Bar:</b>
<b>Wheelbase Shim:</b>
<b>Wheel Hex:</b>
<b>Caster Block:</b>
7° <input type="checkbox"/> 10° <input type="checkbox"/> 13° <input type="checkbox"/>
<b>Notes:</b>

**Axle Height:**

+3

+2

+1

0

**Arm Mount A:**

LRC  HRC  1°  0.5°



**Arm Mount B:**

LRC  HRC  1°  0.5°

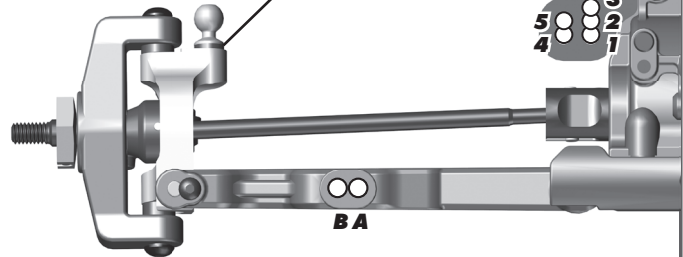


**Bump Steer Spacing:**

**Ball Stud Spacing:**

**Steering Plate:**

**Ball Stud Spacing:**



## Rear Suspension:

<b>Ride Height:</b>
<b>Camber:</b>
<b>Anti-Roll Bar:</b>
<b>Wheelbase Shim:</b>
<b>Wheel Hex:</b>
<b>Hub Spacing:</b>
Forward <input type="checkbox"/> Middle <input type="checkbox"/> Back <input type="checkbox"/>
<b>Gearbox Shim:</b> Yes <input type="checkbox"/> No <input type="checkbox"/>
<b>Chassis Brace:</b> Short <input type="checkbox"/> Long <input type="checkbox"/>
<b>Notes:</b>

**Arm Mount C:**

LRC  HRC  1°  0.5°

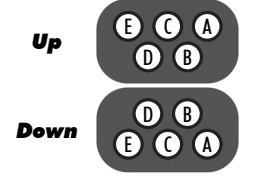


**Arm Mount D:**

LRC  HRC  1°  0.5°

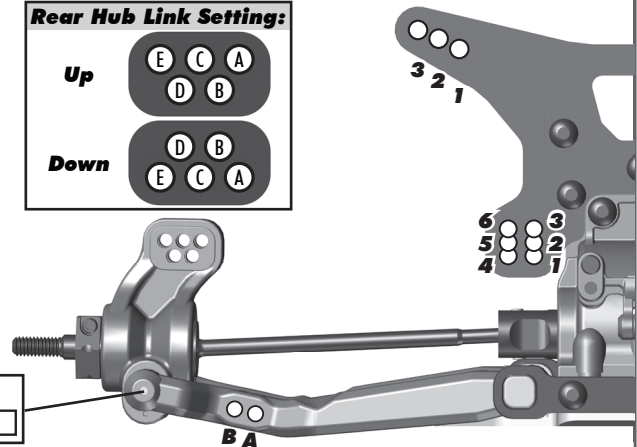


**Rear Hub Link Setting:**



**Hub Insert:**

+3  +2  +1  0



## Electronics:

<b>Radio:</b>	<b>Servo:</b>
<b>EPA:</b> Throttle: _____ % Brake: _____ %	
<b>ESC:</b>	
<b>ESC Settings:</b>	
<b>Motor:</b>	
<b>Wind:</b>	<b>Timing:</b>
<b>Pinion:</b>	<b>Spur:</b>
<b>Battery:</b>	
<b>Battery Position:</b>	

## Differential:

<b>Front Fluid:</b>
<b>Gears:</b> Plastic <input type="checkbox"/> Metal <input type="checkbox"/>
<b>Center Fluid:</b>
<b>Gears:</b> Plastic <input type="checkbox"/> Metal <input type="checkbox"/>
<b>Rear Fluid:</b>
<b>Gears:</b> Plastic <input type="checkbox"/> Metal <input type="checkbox"/>
<b>Slipper Clutch:</b>
<b>Type:</b>
<b># of Pads:</b>

## Shocks:

	Front	Rear
<b>Piston:</b>		
<b>Fluid:</b>		
<b>Spring:</b>		
<b>Limiters:</b>		
<b>Stroke:</b>		
<b>Eyelet Length:</b>		
<b>Cup Offset:</b>		
<b>Notes:</b>		



## Track Info:

<b>Size:</b> Small <input type="checkbox"/> Medium <input type="checkbox"/> Large <input type="checkbox"/> Extra Large <input type="checkbox"/>
<b>Surface:</b> Dirt <input type="checkbox"/> Carpet <input type="checkbox"/> AstroTurf <input type="checkbox"/> Multi Surface <input type="checkbox"/>
<b>Traction:</b> Low <input type="checkbox"/> Medium <input type="checkbox"/> High <input type="checkbox"/> Very High <input type="checkbox"/>
<b>Moisture:</b> Dry <input type="checkbox"/> Damp <input type="checkbox"/> Wet <input type="checkbox"/>
<b>Condition:</b> Indoor <input type="checkbox"/> Outdoor <input type="checkbox"/> Dusty <input type="checkbox"/> Hard Packed <input type="checkbox"/>
Bumpy <input type="checkbox"/> Grooved <input type="checkbox"/> Smooth <input type="checkbox"/> Loamy <input type="checkbox"/>
<b>Temperature:</b> Ambient: _____ Track: _____
<b>Notes:</b>

## Tires:

<b>Front Tires:</b>
<b>Front Compound:</b>
<b>Front Insert:</b>
<b>Rear Tires:</b>
<b>Rear Compound:</b>
<b>Rear Insert:</b>
<b>Wheel (F/R):</b>
<b>Notes:</b>

## Body, Wing, Weight:

<b>Body:</b>
<b>Wing:</b>
<b>Wing Angle:</b> 0° <input type="checkbox"/> 3° <input type="checkbox"/> 6° <input type="checkbox"/>
<b>Chassis Weights:</b>
None <input type="checkbox"/> 15g <input type="checkbox"/> 30g <input type="checkbox"/> Other <input type="checkbox"/>
<b>Other Weights:</b>
<b>Total Vehicle Weight:</b>

## Vehicle Comments:

**Notes:**